




Development Management & Planning

Measure Code	Measure Name	This Quarter Actual	This Quarter Target	Last Quarter Actual	Last Quarter Target	-4 Quarters Actual	-4 Quarters Target	DoT	Comments
DMP02	Number of planning applications received	606		756		908			30 Jun 2022 There was a 20% drop in the number of planning applications received versus the last quarter. Certainly the HRA moratorium is having an impact with 'Full' applications particularly effected. Market sentiment may also be having an impact.
DMP03	Percentage of planning application refusals appealed against	58.54%	35.00%	24.56%	35.00%	12.70%	35.00%		This is a surprisingly high figure and something that needs to be paid attention to over the next quarter as this could have a significant resource implication in defending appeals. It is worth noting that for the last 3 months the team have had a 100% record in defending appeals.
DMP03 (D)	Number of planning application refusals	41		57		63		n/a	
DMP03 (N)	Number of planning application refusals appealed against	24		14		8		n/a	
DMP04	Percentage of major applications determined within 13 weeks (YTD)	66.67%	60.00%	50.00%	60.00%	100.00%	60.00%		Target met and a significant improvement over the last Quarter.
DMP04 (D)	Number of major applications due to be determined	3		6		3		n/a	
DMP04 (N)	Number of major applications determined within the 13 week target	2		3		3		n/a	
DMP05	Percentage of minor applications determined within 8 weeks	67.39%	70.00%	56.04%	70.00%	70.09%	70.00%		30 Jun 2022 Slightly below target, though improvement on previous Quarter. It is worth noting that the total number of Minor applications is considerably lower than a year ago.

Measure Code	Measure Name	This Quarter Actual	This Quarter Target	Last Quarter Actual	Last Quarter Target	-4 Quarters Actual	-4 Quarters Target	DoT	Comments
DMP05 (D)	Number of minor applications due to be determined in Period	46		91		117		n/a	
DMP05 (N)	Number of minor applications determined within the 8 week target in period	31		51		82		n/a	
DMP06	Percentage of other applications determined within 8 weeks	71.66%	70.00%	76.54%	70.00%	89.83%	70.00%	✗	30 Jun 2022 Continues to perform above target, though the downward trajectory continues. The householder team are currently short on three Planning Officers, with a new Planning Officer only starting two weeks ago, filling a fourth vacancy.
DMP06 (D)	Number of other applications due to be determined in Period	314		260		354		n/a	
DMP06 (N)	Number of other applications determined within the 8 week target in period	225		199		318		n/a	
DMP07	Percentage of planning applications refused	11.26%	10.00%	11.11%	10.00%	8.13%	10.00%	✗	30 Jun 2022 This remains just above target. This can partly be explained by departing staff resolving their 'difficult' applications before they leave.
DMP07 (D)	Number of planning applications determined in period	364		396		750		n/a	
DMP07 (N)	Number of planning applications refused in period	41		44		61		n/a	
DMP08	Percentage of planning applications validated within 4 working days	53%	70%	26%	70%	53%	70%	✓	30 Jun 2022 Target not met due to influx of cases at the same time as staff shortages. Situation now improved with team fully staffed; however team remain inexperienced and will therefore be affected by a future influx, if this occurs.

Measure Code	Measure Name	This Quarter Actual	This Quarter Target	Last Quarter Actual	Last Quarter Target	-4 Quarters Actual	-4 Quarters Target	DoT	Comments
DMP08 (D)	Number of planning applications due for validation in period	714		761		983		n/a	
DMP08 (N)	Number of planning applications validated within 4 working days in period	379		196		524		n/a	
DMP30	Appeals dismissed	100.00%	70.00%	56.67%	70.00%	80.95%	70.00%	↑✓	30 Jun 2022 A truly excellent performance to be able to defend all appeals successfully across an entire Quarter at a time of staff vacancies and other pressures.
DMP30 (D)	Total number of appeals in period	15		30		21		n/a	
DMP30 (N)	Number of appeals dismissed in period	15		17		17		n/a	
FIN16	Planning Fees ytd actual against profiled budget	£465,189	£391,493	£1,416,685	£1,399,640	£420,057	£349,910	✗	30 Jun 2022 Planning fee income is 18.8% above target at Q1. This is largely due to receiving two large applications, and is not therefore reflective in the 20% drop in overall planning application numbers.
FIN17	Search Fees ytd actual against profiled budget	£52,105	£57,750	£223,522	£231,000	£69,351	£57,750	✗	30 Jun 2022 Search fees income is 9.8% below target at M3, though search activity picked up considerably at the end of the Quarter.
LC04	Average time taken to process an official Local Land Charges search	9.02	10.00	7.76	10.00	10.16	10.00	✗	30 Jun 2022 Turnaround is still under target though increased due to Annual Leave and more searches received.
PE01	Priority 1 site visits	100.00%	100.00%	75.00%	100.00%	57.14%	100.00%	↑✓	It is important that this has returned to 100% as this was a key requirement arising from audit of Planning Enforcement service.
PE01 (D)	Priority 1 sites due a visit in period	3		4		7		n/a	
PE01 (N)	Priority 1 sites visited in period	3		3		4		n/a	

Measure Code	Measure Name	This Quarter Actual	This Quarter Target	Last Quarter Actual	Last Quarter Target	-4 Quarters Actual	-4 Quarters Target	DoT	Comments
PE02	Priority 2 site visits	74.07%	100.00%	75.34%	100.00%	45.90%	100.00%		This is reflective on the volume of work within the Planning Enforcement service, the one vacancy within the team, and the difficulty of focusing on both new cases being received and resolving older cases.
PE02 (D)	Priority 2 sites due a visit in period	54		73		61		n/a	
PE02 (N)	Priority 2 sites visited in period	40		55		28		n/a	
PE03	Priority 3 site visits	82.50%	100.00%	81.25%	100.00%	64.22%	100.00%		
PE03 (D)	Priority 3 sites due a visit in period	40		16		109			
PE03 (N)	Priority 3 sites visited in period	33		13		70		n/a	