






# OSC Report - Strategic Planning & Environment - Neighbourhood Delivery Mar-2020

Indicator Name	Results Mar-2020	Last Months Results Dec-19	Last Years Results Mar-19	RAG	Comments	Actions
Dacorum Delivers - Performance excellence						
ECP09 - Percentage of high risk (A-D) food inspections/interventions achieved within the Quarter.	97.56% 120 / 123 Target: 95%			 1   1   1	No Comments	No Info
Safe and Clean Environment - Maintain a clean and safe environment						
CSG01a - Number of dog fouling reports actioned within the set timescale of 7 days	No Data Info Only	54 Info Only	70 Info Only		Approver Comments: No data will be provided this month, meaning the quarterly figure is incomplete. The service's priority at the moment, and probably for the next month or so, is maintaining frontline services. Although we are recording performance data this is not really comparable to any previous "normal" month or quarter.	No Info
CSG02a - Number of fly tips collected within the set timescale of 7 days	No Data Info Only	309 Info Only	345 Info Only		Approver Comments: No data will be provided this month, meaning the quarterly figure is incomplete. The service's priority at the moment, and probably for the next month or so, is maintaining frontline services. Although we are recording performance data this is not really comparable to any previous "normal" month or quarter.	No Info
CSG01 - Percentage of dog fouling reports actioned within the set timescale of 7 days	No Data Target: 95%	100% Target: 95%	100% Target: 95%	0   0   3	Approver Comments: No data will be provided this month, meaning the quarterly figure is incomplete. The service's priority at the moment, and probably for the next month or so, is maintaining frontline services. Although we are recording performance data this is not really comparable to any previous "normal" month or quarter.	No Info
CSG02 - Percentage of fly tips collected within the set timescale of 7 days	No Data Target: 95%	98.41% Target: 95%	99.42% Target: 95%	0   0   3	Approver Comments: No data will be provided this month, meaning the quarterly figure is incomplete. The service's priority at the moment, and probably for the next month or so, is maintaining frontline services. Although we are recording performance data this is not really comparable to any previous "normal" month or quarter.	No Info

Indicator Name	Results Mar-2020	Last Months Results Dec-19	Last Years Results Mar-19	RAG	Comments	Actions
CSG04a - % of litter area inspections graded A or B - Litter	No Data Info Only	100% Info Only	100% Info Only		Approver Comments: No data will be provided this month, meaning the quarterly figure is incomplete. The service's priority at the moment, and probably for the next month or so, is maintaining frontline services. Although we are recording performance data this is not really comparable to any previous "normal" month or quarter.	No Info
WR01a - Justified Missed collections (Excluding Assisted Collections)	438 Bins Target: 750 Bins	667 Bins Target: 750 Bins	704 Bins Target: 750 Bins	0   0   4	No Comments	No Info
WR03 - Number of justified missed assisted collections	86 Collections Target: 120 Collections	158 Collections Target: 120 Collections	78 Collections Target: 120 Collections	3   0   1	Approver Comments: No data will be provided this month, meaning the quarterly figure is incomplete. The service's priority at the moment, and probably for the next month or so, is maintaining frontline services. Although we are recording performance data such as missed bins and tonnage data these are not really comparable to any previous "normal" month or quarter. Missed bins will be significantly higher due to the increased number of agency staff we have but this is not a reflection on the service who are performing admirably in difficult circumstances. When staffing levels are back to normal and service performance settles down then we can catch up on providing this information with some useful and accurate narrative for the reasons behind the figures.	No Info
ECP07 - Number of Environmental Enforcement Actions ( PACE Interviews, Informal Letters, CPNs, FPN's, Simple Cautions and Prosecutions)	40 Info Only	51 Info Only	No Data Info Only		No Comments	No Info
ECP01 - Percentage of Noise Nuisance cases closed within 60 days	91.11% 41 / 45 Target: 0.85%	93.75% 45 / 48 Target: 0.85%	82.35% 42 / 51 Target: 0.85%	0   0   4	No Comments	No Info
ECP02 - Percentage of registered food premises that have a rating of 4 or 5.	81.14% 1325 / 1633 Target: 0.9%	82.2% 1335 / 1624 Target: 0.9%	83.48% 1314 / 1574 Target: 0.9%	0   0   4	No Comments	No Info

Indicator Name	Results Mar-2020	Last Months Results Dec-19	Last Years Results Mar-19	RAG	Comments	Actions
ECP03 - Percentage of ECP Service Requests responded to within target.	91.91% 829 / 902 Target: 0.95%	94.55% 868 / 918 Target: 0.95%	83.77% 671 / 801 Target: 0.95%	 0   0   4	No Comments	No Info
ECP05 - Percentage of Fly tips reported assessed by an Enforcement Officer within 3 working days	91.13% 637 / 699 Target: 90%	90.39% 574 / 635 Target: 90%	80.19% 599 / 747 Target: 90%	2   0   2	No Comments	No Info
ECP06 - Development Control Consultations to ECP with a first formal response within 20 days.	100% 250 / 250 Target: 0.9%	100% 263 / 263 Target: 0.9%	92.78% 180 / 194 Target: 0.9%	0   0   4	No Comments	No Info
WR08 - % change in commercial waste customers in the quarter	No Data Info Only	No Data Info Only	No Data Info Only		<p>Approver Comments: No data will be provided this month, meaning the quarterly figure is incomplete. The service's priority at the moment, and probably for the next month or so, is maintaining frontline services. Although we are recording performance data such as missed bins and tonnage data these are not really comparable to any previous "normal" month or quarter. Missed bins will be significantly higher due to the increased number of agency staff we have but this is not a reflection on the service who are performing admirably in difficult circumstances.</p> <p>Tonnages of recycling and garden waste will increase due to more people being confined to home and household waste sites being closed.</p> <p>When staffing levels are back to normal and service performance settles down then we can catch up on providing this information with some useful and accurate narrative for the reasons behind the figures.</p>	No Info
HS01 - All reported accidents/incidents (Including those required to be reported to the HSE)	32 Info Only	43 Info Only	32 Info Only		No Comments	No Info

Indicator Name	Results Mar-2020	Last Months Results Dec-19	Last Years Results Mar-19	RAG 	Comments	Actions
WR06 - Total tonnage of garden waste collected	0 Tonnes Info Only	1947.55 Tonnes Info Only	952.49 Tonnes Target: 400 Tonnes		<p>Approver Comments: No data will be provided this month, meaning the quarterly figure is incomplete. The service's priority at the moment, and probably for the next month or so, is maintaining frontline services. Although we are recording performance data such as missed bins and tonnage data these are not really comparable to any previous "normal" month or quarter. Missed bins will be significantly higher due to the increased number of agency staff we have but this is not a reflection on the service who are performing admirably in difficult circumstances.</p> <p>Tonnages of recycling and garden waste will increase due to more people being confined to home and household waste sites being closed.</p> <p>When staffing levels are back to normal and service performance settles down then we can catch up on providing this information with some useful and accurate narrative for the reasons behind the figures.</p>	No Info
WR07 - Tonnage of food waste.	967.6 Tonnes Target: 1020 Tonnes	1271.15 Tonnes Target: 1020 Tonnes	1276.35 Tonnes Target: 1020 Tonnes		<p>Approver Comments: No data will be provided this month, meaning the quarterly figure is incomplete. The service's priority at the moment, and probably for the next month or so, is maintaining frontline services. Although we are recording performance data such as missed bins and tonnage data these are not really comparable to any previous "normal" month or quarter. Missed bins will be significantly higher due to the increased number of agency staff we have but this is not a reflection on the service who are performing admirably in difficult circumstances.</p> <p>Tonnages of recycling and garden waste will increase due to more people being confined to home and household waste sites being closed.</p> <p>When staffing levels are back to normal and service performance settles down then we can catch up on providing this information with some useful and accurate narrative for the reasons behind the figures.</p>	No Info

Indicator Name	Results Mar-2020	Last Months Results Dec-19	Last Years Results Mar-19	RAG 	Comments	Actions
WR05 - Dry recycling Collected	2804.92, Tonnes Target: 3600, Tonnes	3601.46, Tonnes Target: 3600, Tonnes	3896.27, Tonnes Target: 3600, Tonnes	0   2   2	<p>Approver Comments: No data will be provided this month, meaning the quarterly figure is incomplete. The service's priority at the moment, and probably for the next month or so, is maintaining frontline services. Although we are recording performance data such as missed bins and tonnage data these are not really comparable to any previous "normal" month or quarter. Missed bins will be significantly higher due to the increased number of agency staff we have but this is not a reflection on the service who are performing admirably in difficult circumstances.</p> <p>Tonnages of recycling and garden waste will increase due to more people being confined to home and household waste sites being closed.</p> <p>When staffing levels are back to normal and service performance settles down then we can catch up on providing this information with some useful and accurate narrative for the reasons behind the figures.</p>	No Info
HS02 - Accidents / incidents that are notifiable to the HSE under RIDDOR ( Reporting of Injuries, Diseases and Dangerous Occurrences Regulations 2013) This includes occupational diseases	3 Info Only	1 Info Only	2 Info Only		No Comments	No Info