
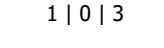

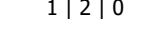
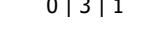
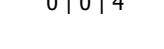
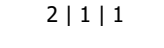



OSC Report - Strategic Planning & Environment - Planning, Development and Regeneration Dec-2019

Indicator Name	Results Dec-2019	Last Months Results Sep-19	Last Years Results Dec-18	RAG	Comments	Actions
Dacorum Delivers - Efficiencies						
DMP05 - Percentage of minor applications determined within 8 weeks	68.75% 44 / 64 Target: 70%	85.71% 78 / 91 Target: 70%	82.18% 83 / 101 Target: 65%	0 1 3	Updater Comments: Performance affected by poor performance in December 2019. No Comments	No Info
DMP06 - Percentage of other applications determined within 8 weeks	74.88% 152 / 203 Target: 70%	83.73% 211 / 252 Target: 80%	89.57% 249 / 278 Target: 80%	0 0 4	Updater Comments: Target met No Comments	Looking to get temporary member of staff to cover vacancies whilst recruiting and work through back log has built up due to moving to Uniform
FIN15 - Building Control Income ytd actual against profiled budget	£380162 Target: £447885	£288467 Target: £298590	£408134 Target: £447832	2 2 0	Approver Comments: 15% down on target, but service was transferred to Herts Building Control on 16th December, so the income has now ceased to be charged by DBC	No Info
FIN16 - Planning Fees ytd actual against profiled budget	£806274 Target: £865500	£478378 Target: £577000	£1179795 Target: £782685	3 0 1	Updater Comments: 7% down on target currently. A significant amount of fees are expected in the last quarter of the year. This does present a risk to the income should this not happen in financial year 2019/20	No Info
FIN17 - Search Fees ytd actual against profiled budget	£148389 Target: £173250	£98984 Target: £115500	£162567 Target: £218250	4 0 0	Updater Comments: 14% down on target	No Info
Dacorum Delivers - Performance excellence						
BC01 - Percentage of Building Control Applications determined within 2 months	66.04% 35 / 53 Target: 100%	89.6% 112 / 125 Target: 100%	89.74% 70 / 78 Target: 100%	3 1 0	No Comments	No Info
DMP03 - Percentage of planning application refusals appealed against	37.5% 9 / 24 Target: 35%	50% 14 / 28 Target: 35%		2 1 0	No Comments	No Info
DMP04 - Percentage of major applications determined within 13 weeks (YTD)	50% 4 / 8 Target: 60%	93.33% 14 / 15 Target: 60%	87.5% 14 / 16 Target: 60%	1 1 2	No Comments	Recruitment of additional staff under way, albeit at the trainee/planning graduate level.

Indicator Name	Results Dec-2019	Last Months Results Sep-19	Last Years Results Dec-18	RAG	Comments	Actions
DMP07 - Percentage of planning applications refused	8.73% 24 / 275 Target: 10%	5.93% 28 / 472 Target: 10%	7.13% 59 / 828 Target: 10%	 0 0 4	No Comments No Comments	No Info
DMP08 - Percentage of planning applications validated within 3 working days	31% 224 / 720 Target: 70%	76% 476 / 625 Target: 70%	71% 540 / 762 Target: 70%	 1 0 3	Updater Comments: Back log and delay due to moving to uniform No Comments	No Info
PE01 - Percentage of priority 1 enforcement cases visited within 1 working day	100% 7 / 7 Target: 100%	100% 7 / 7 Target: 100%	100% 4 / 4 Target: 100%	 1 0 3	No Comments	No Info
PE02 - Percentage of priority 2 enforcement cases visited within 10 working days	91.7% 44 / 48 Target: 100%	93.9% 62 / 66 Target: 100%	95.9% 70 / 73 Info Only	 1 2 0	No Comments	No Info
PE03 - Percentage of priority 3 enforcement cases visited within 15 working days	94.1% 48 / 51 Target: 100%	100% 64 / 64 Target: 100%	100% 67 / 67 Target: 100%	 0 3 1	No Comments	No Info
LC04 - Average time taken to process an official Local Land Charges search	9.33 Days Target: 10 Days	7.74 Days Target: 10 Days	6.31 Days Target: 10 Days	 0 0 4	Updater Comments: The turnaround time has increased this quarter due to the new software system. No Comments	No Info
DMP30 - Appeals dismissed	53.85% 7 / 13 Target: 70%	52.17% 12 / 23 Target: 70%	72.73% 8 / 11 Target: 70%	 2 1 1	Updater Comments: Slight improvement on last quarter with December showing 100% dismissed. No Comments	No Info
Dacorum Delivers - Value for money						
SPR20 - Level of CIL receipts	896932 Info Only	1051122 Info Only	916520 Info Only		No Comments	No Info
Regeneration - Deliver a Regeneration Plan for Dacorum						
SPR05 - Number of new homes completed	23 Homes Info Only	60 Homes Info Only	56 Homes Info Only		Updater Comments: Noted.	No Info

Indicator Name	Results Dec-2019	Last Months Results Sep-19	Last Years Results Dec-18	RAG 	Comments	Actions
DMP02 - Number of planning applications received	652 Applications Info Only	628 Applications Info Only	685 Applications Info Only		No Comments No Comments	No Info