

# The Forum

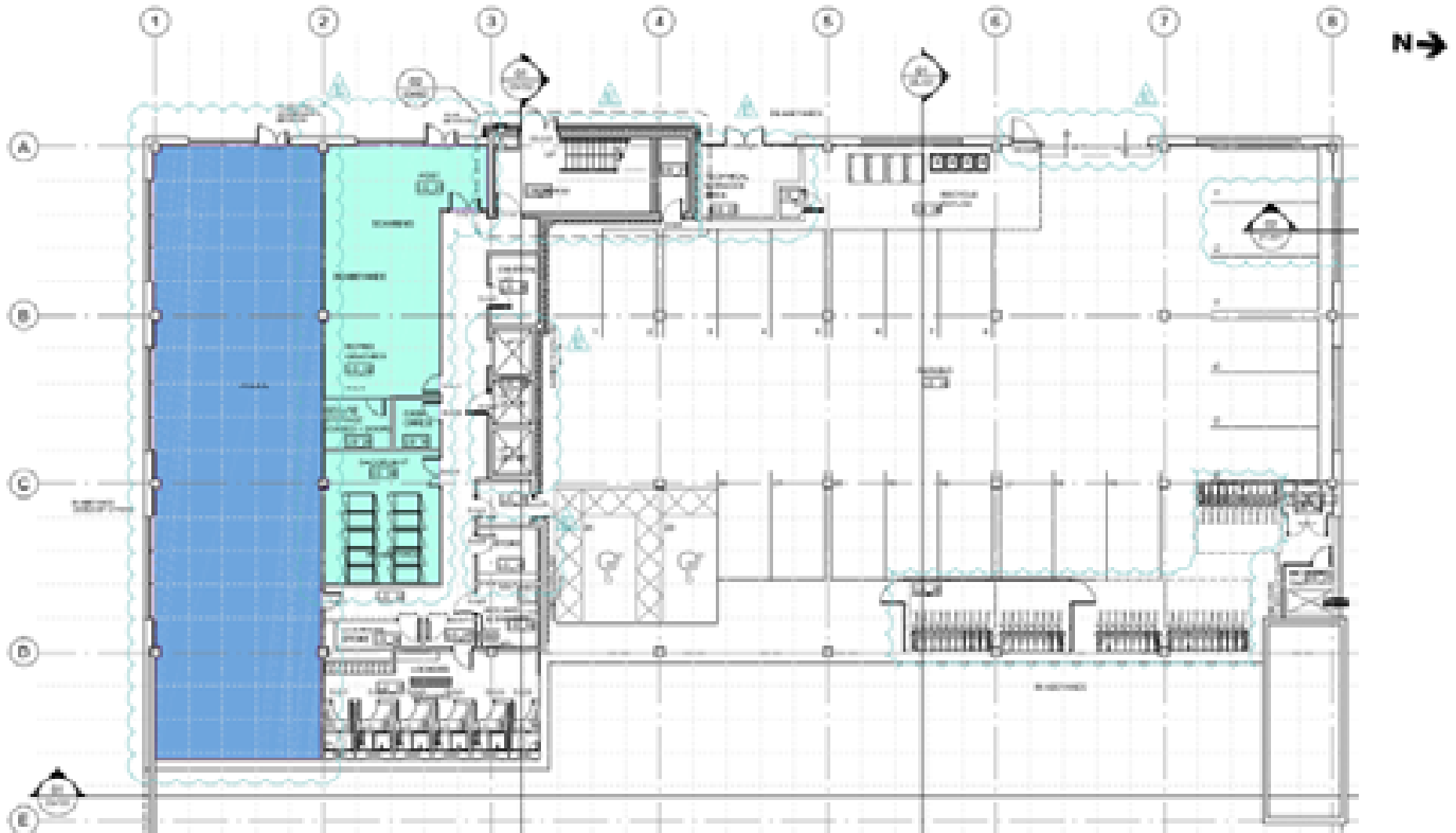
## CAT A / CAT B / Cat C Design Development Report



# **CATEGORY A**

CATEGORY A

General Arrangement  
Lower Ground Floor



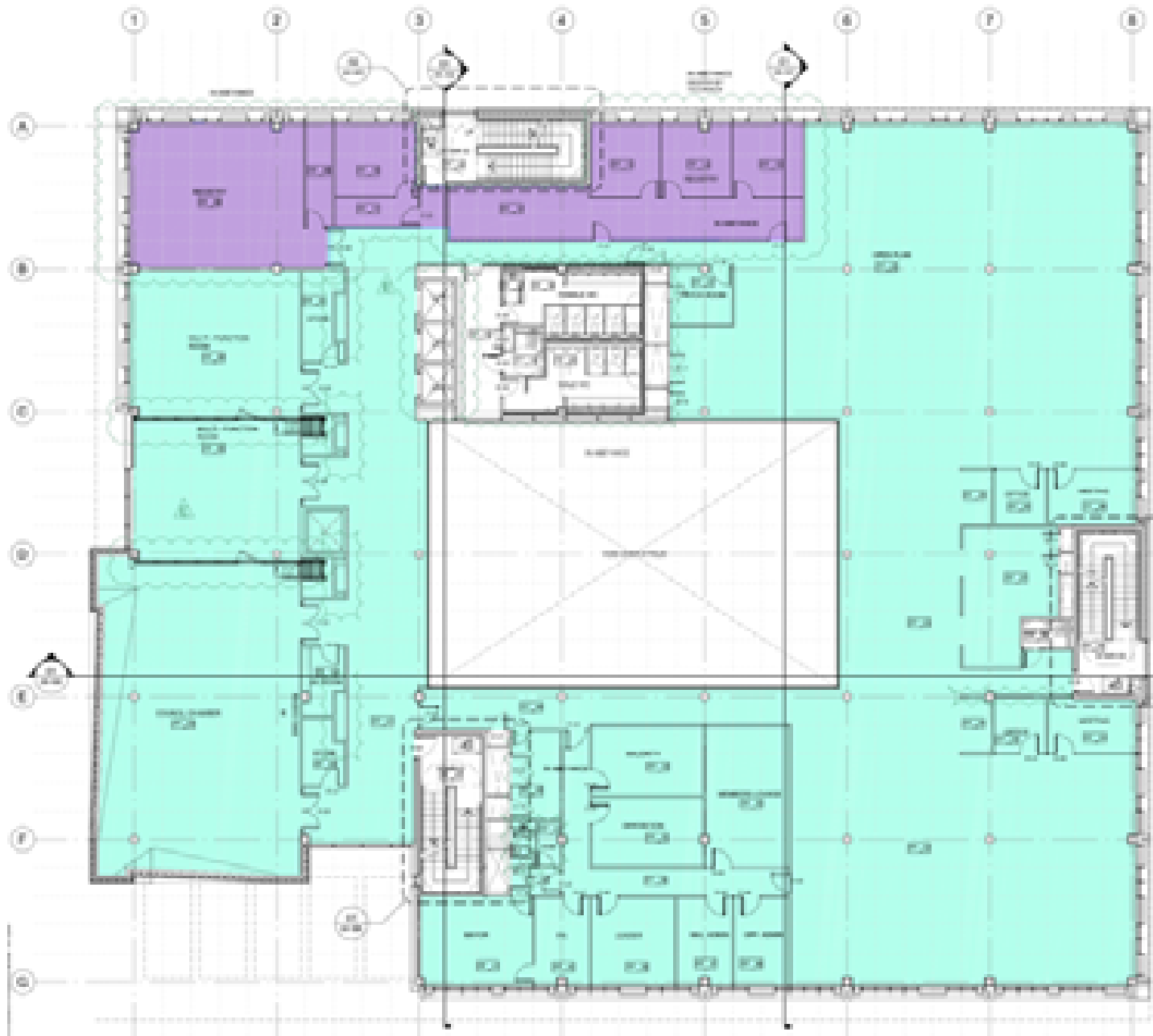
CATEGORY A

General Arrangement  
Ground Floor



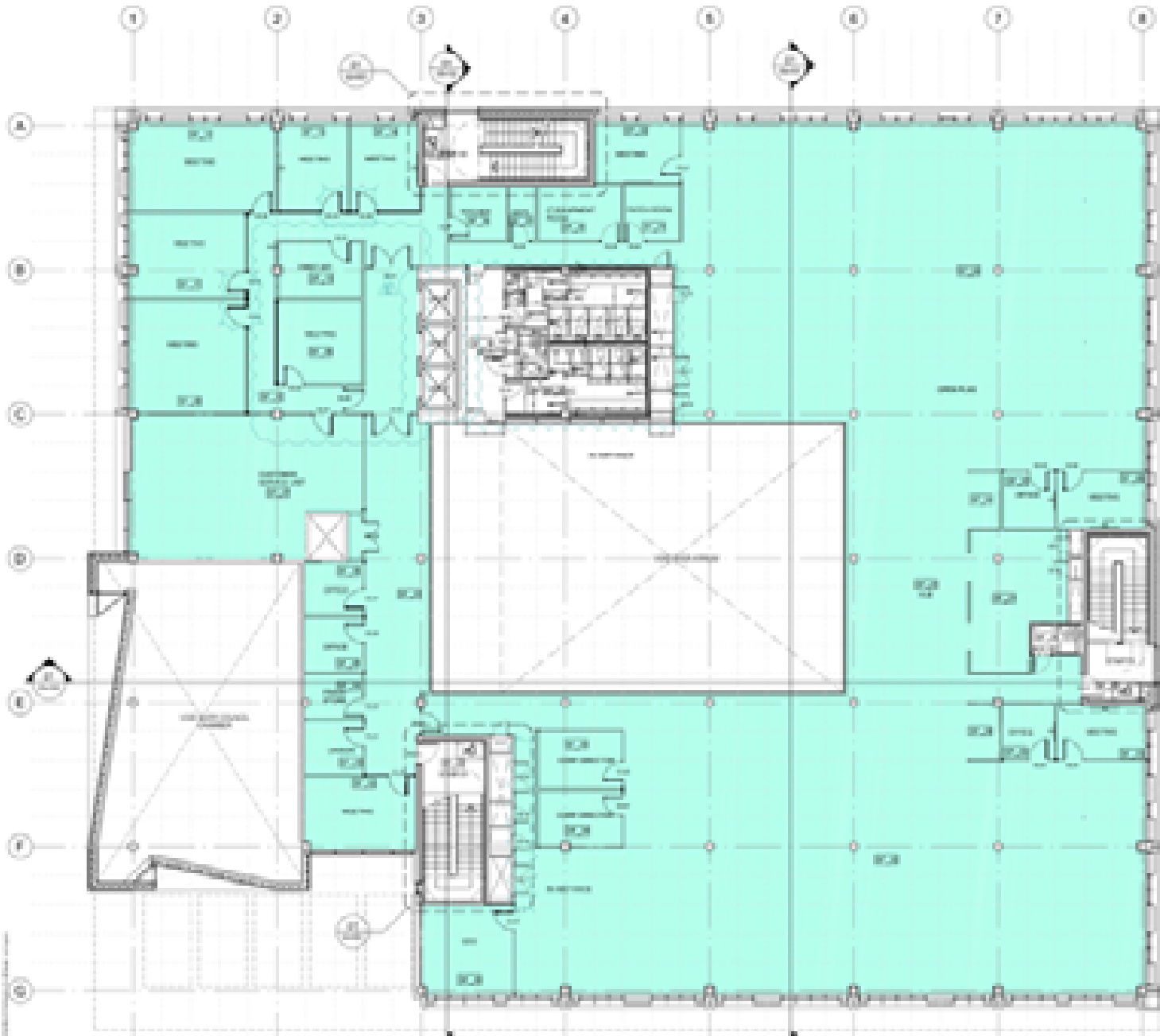
CATEGORY A

General Arrangement  
First Floor



CATEGORY

General Arrangement  
Second Floor



CATEGORY A

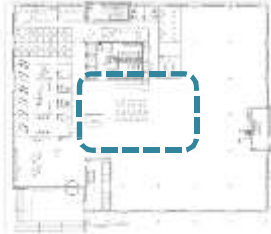
Atrium  
Balustrade



Cat A - real example of ETFE Roof



- Design principles:**
- Visual connection to all floors
  - Create feeling of openness
  - Maximise natural daylight to all levels

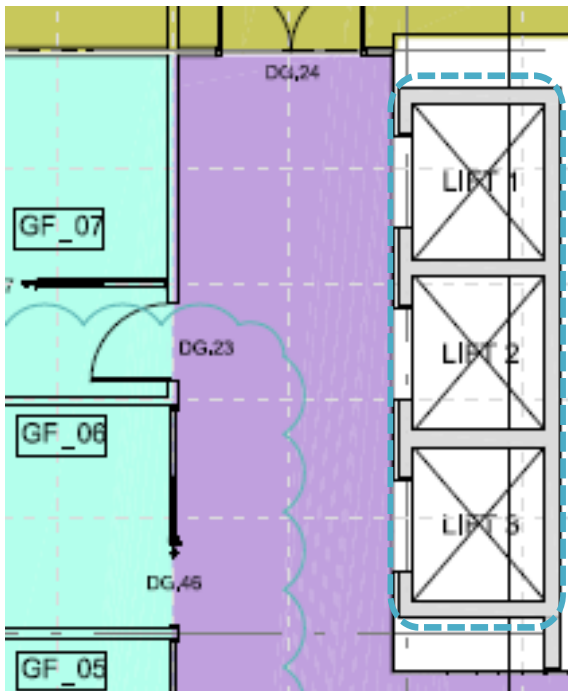


Indicative furniture plan only. Feature lighting not included.



Cat A balustrade.

CATEGORY A



Plan – NTS - Main lift core – Cat A

Floor finish to match atrium flooring – stone effect floor tile – Cat B



Visual - Lift car interior

Orange and wood effect laminate



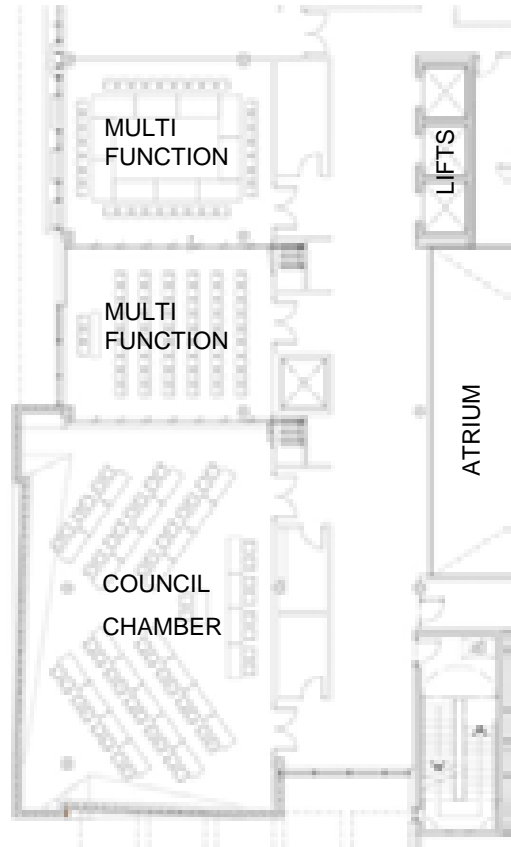
Visual - Lift car interior

Olive green and wood effect laminate

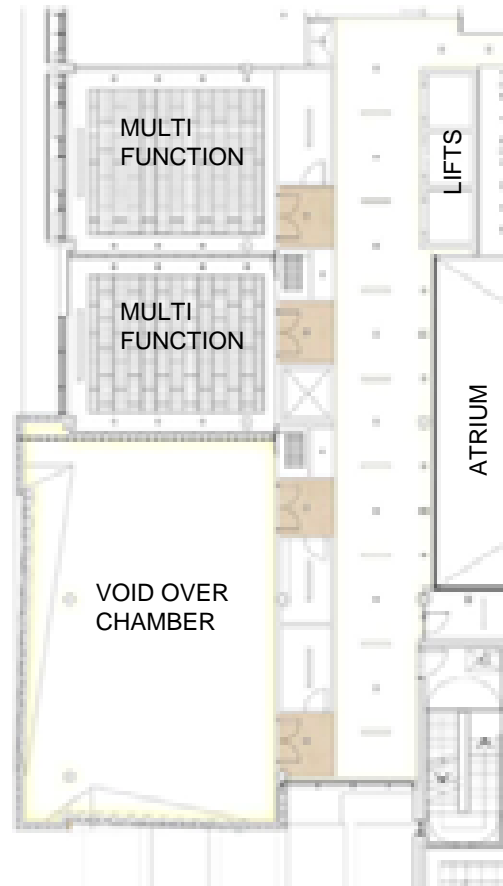


## CATEGORY A

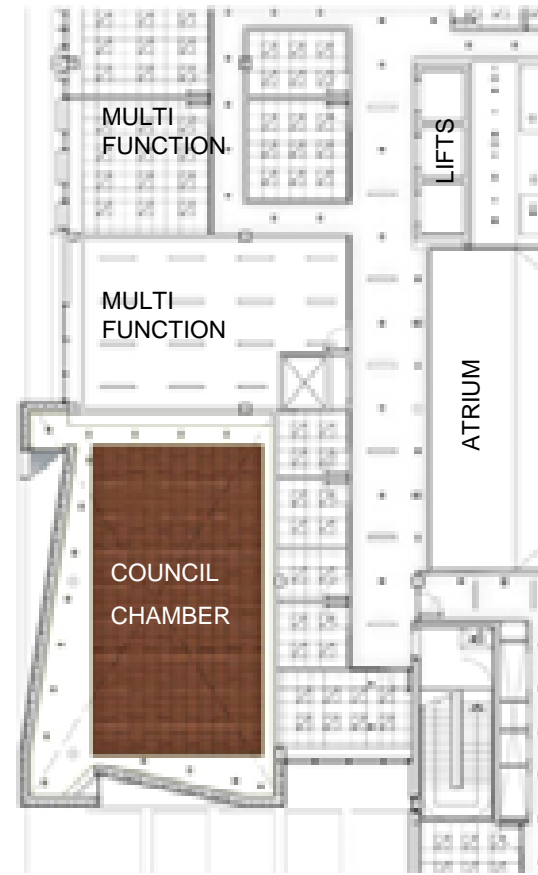
## Council Chamber General Arrangements



GA - 1<sup>st</sup> Floor



RCP - 1<sup>st</sup> Floor



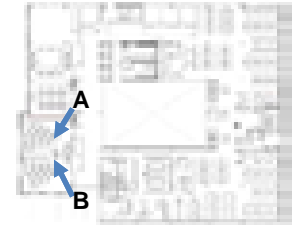
RCP - 2<sup>nd</sup> Floor

### Plan - NTS

Indicative furniture plan only. Furniture design and space planning are CAT C elements.

## Council Chamber Visuals

### Ceiling and Lights - C T A



**Visual A** - Council Chamber

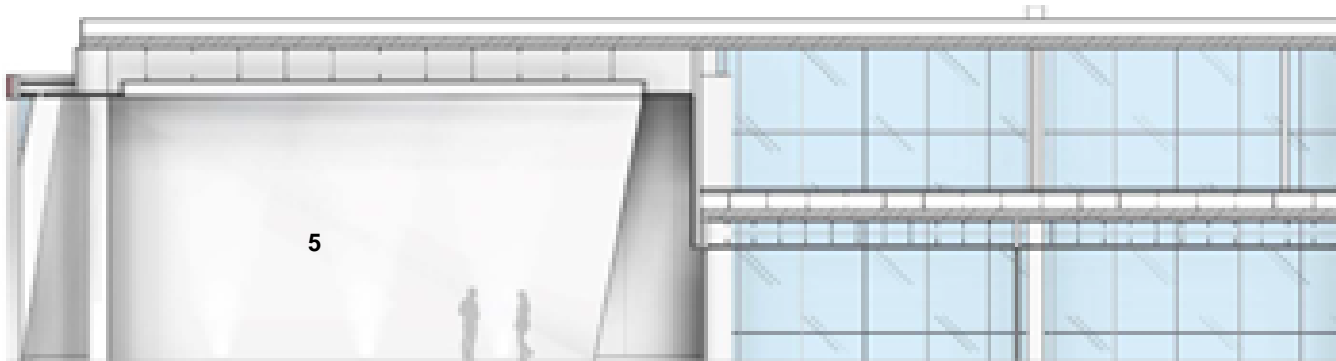
Note- Furniture layouts are indicative only



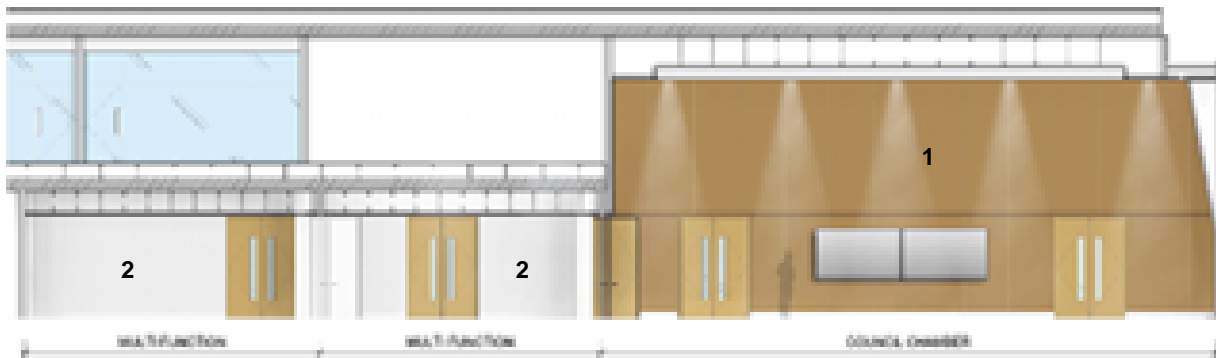

**Visual B** - Council Chamber

# CATEGORY

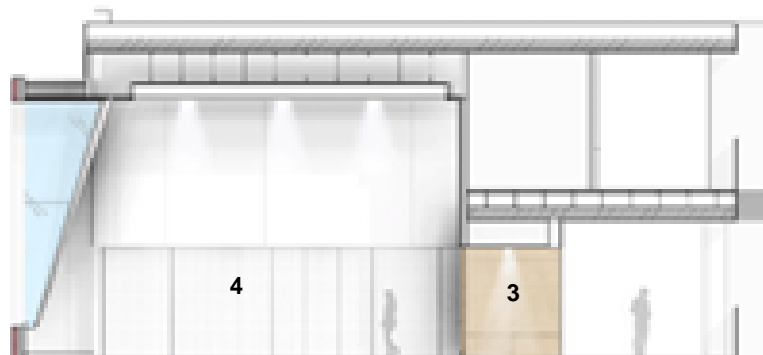
## Council Chamber Sections & Wall Finishes



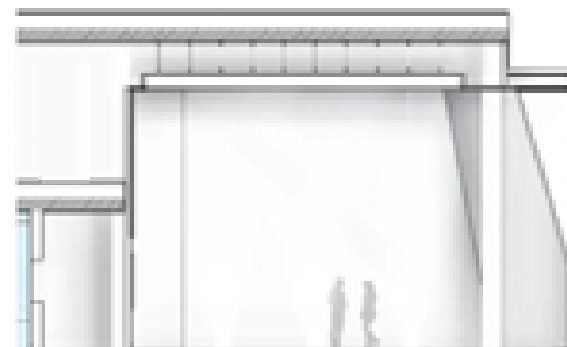
Section A



Section B



Section C



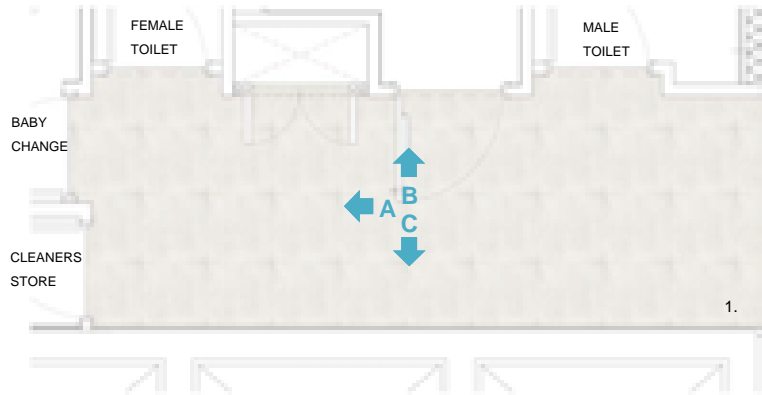
Section D

### Key

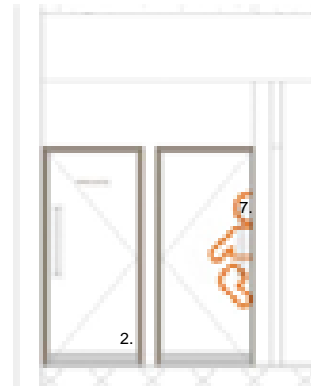
1. Walnut veneer acoustic ceiling & wall panels
2. White perforated acoustic ceiling panels
3. Stone cladding portico ceiling to match flooring on GF
4. White perforated operable wall with bulkhead
5. Textured polished plaster

# CATEGORY A

## Core Toilet cores lobby

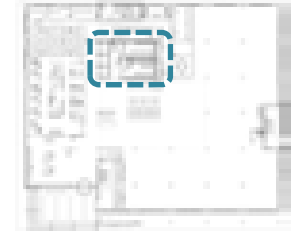


Plan – NTS - Toilet core lobby



Elevation A – NTS

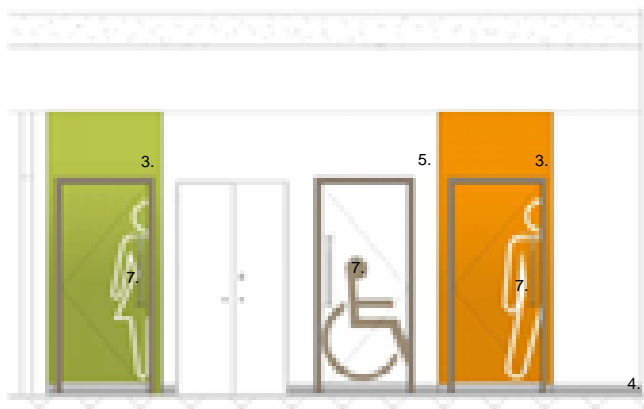
Cleaners Store and Baby Changing – Cat A



### Key


- 1. Floor tiles
- 2. Painted doors
- 3. Painted doors to match laminate inside of the toilets
- 4. Brushed stainless steel skirting
- 5. White painted wall
- 6. Walnut Timber Panel
- 7. Vinyl signage

Core toilets and lobby finishes and materials – Cat A  
Signage - Cat B



Elevation B – NTS

Toilet cores doors materials and finishes in Toilet cores and lobby - Cat A

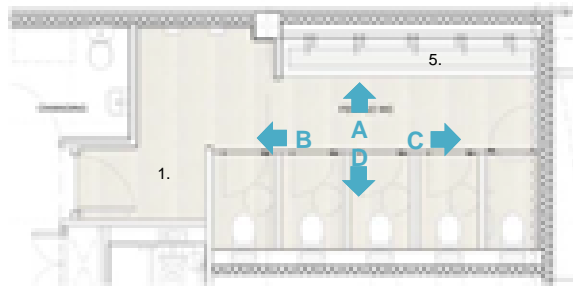


Elevation C - NTS – Core wall

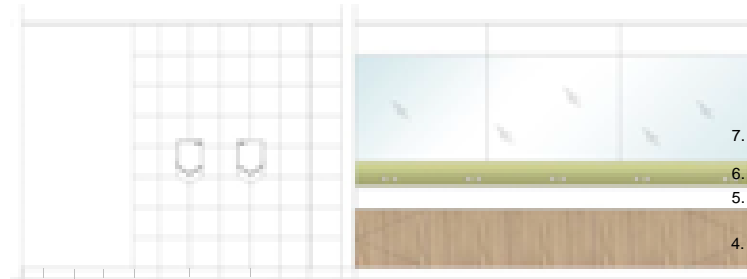
Walnut Timber panels around the core - Cat B

## Core Female Toilets

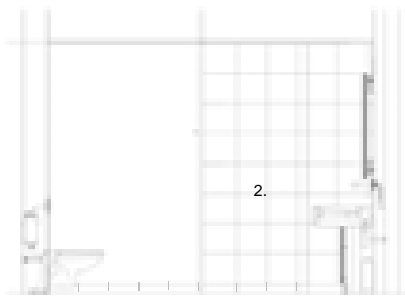
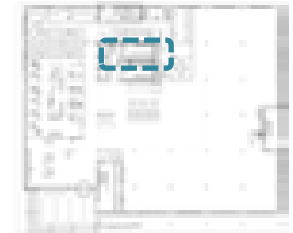
### CATEGORY A



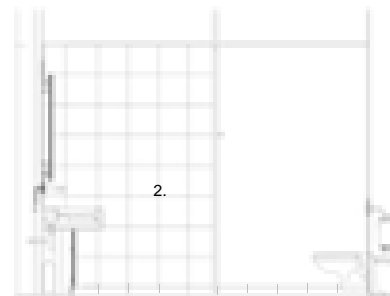
Plan - NTS




Elevation A - NTS



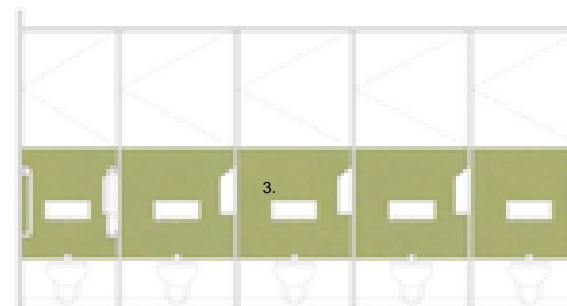
Elevation B - NTS



Elevation C - NTS



Elevation D - NTS




Section D - NTS – inside of cubicles

#### Key:

1. Ceramic floor tile
2. Ceramic wall tile
3. Olive green laminate
4. Wood effect laminate
5. Corian – trough
6. Olive green painted feature wall
7. Mirror

Core toilets and lobby finishes and materials – Cat A

CATEGORY A



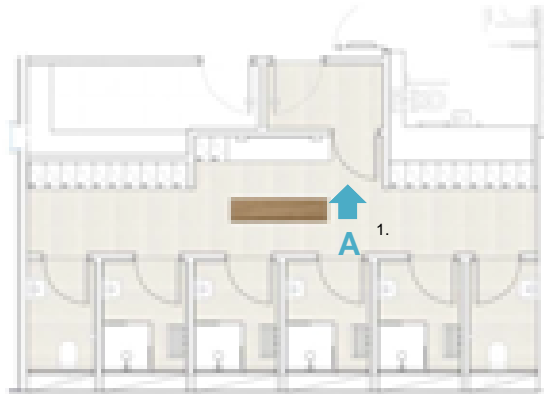
Key:

- 1. Ceramic floor tile
- 2. Ceramic wall tile
- 3. Orange laminate
- 4. Olive green laminate
- 5. Wood effect laminate
- 6. Corian – trough
- 7. Orange painted feature wall
- 8. Olive green painted feature wall
- 9. Alto Wall Mounted WC Pan
- 10. Contour Urinal Fully Concealed
- 11. Dyson Airblade V Hand Dryer
- 11. White Corporate Slab - Male
- 12. White Corporate Slab - Female

Core toilets and lobby finishes and materials – Cat A

## Showers / Changing / Lockers – Cat A Lower Ground Floor

### CATEGORY A



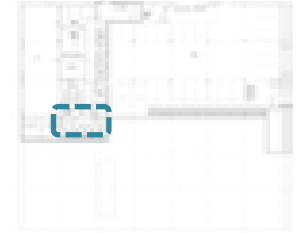
Plan NTS



Lockers



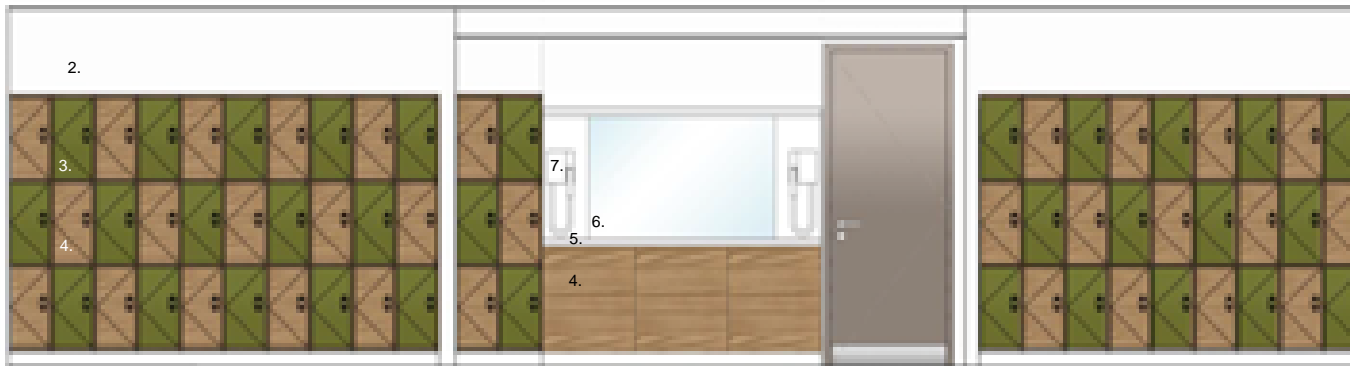
Cubicles



#### Key:

1. Ceramic floor tile
2. Plaster bulkhead
3. Green laminate
4. Wood effect laminate
5. Corian vanity counter top
6. Mirror
7. Hair dryer

Lower ground floor finishes and materials – Cat B



Elevation A

## Showers / Changing / Lockers Lower Ground Floor


### CATEGORY A




Plan NTS



Elevation A



Elevation B



Elevation C




4.

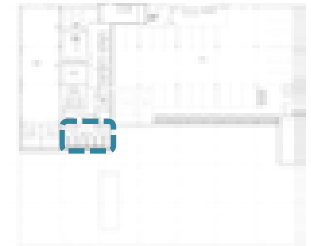
5.



6.



7.



#### Key:


1. Shower cabin
2. Bench
3. Painted doors
4. Armitage Shanks Washbasin
5. Idealrain L3 Shower Kit
6. Jasper Morrison Shower Mixer
7. Idealite Flat Top Shower Tray

Lower ground floor sanitary ware – Cat B



# **CATEGORY B**

CATEGORY B

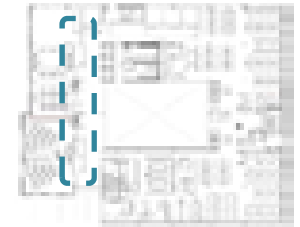


**Key**

1. White paint plasterboard partition
2. Perforated timber ceiling panels
3. Wood effect laminate – doors
4. White polished textured plasterboard
5. Ceramic floor tile – Entrance portal
6. Carpet tile
7. Track lighting

Council Chamber finishes and materials – Cat B

## Council Chamber Feature Wall



T




### Key

1. Full height walnut veneer door with vision panel
2. Track lighting
3. Stone clad portico to match flooring on GF
4. General carpet tile
5. Walnut timber cladding to council chamber

Council Chamber finishes and materials – Cat B

### Council Chamber Look and Feel

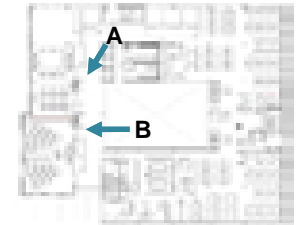


### Council Chamber and Flexible Meeting rooms elevation


Recessed display units

Recessed lighting to highlight feature wall

Council Chamber  
Feature Wall



CATEGORY B




Visual A – Entrance Portal to rooms



Visual B – Corridor outside of Council Chamber

CATEGORY A a



**Design principles:**

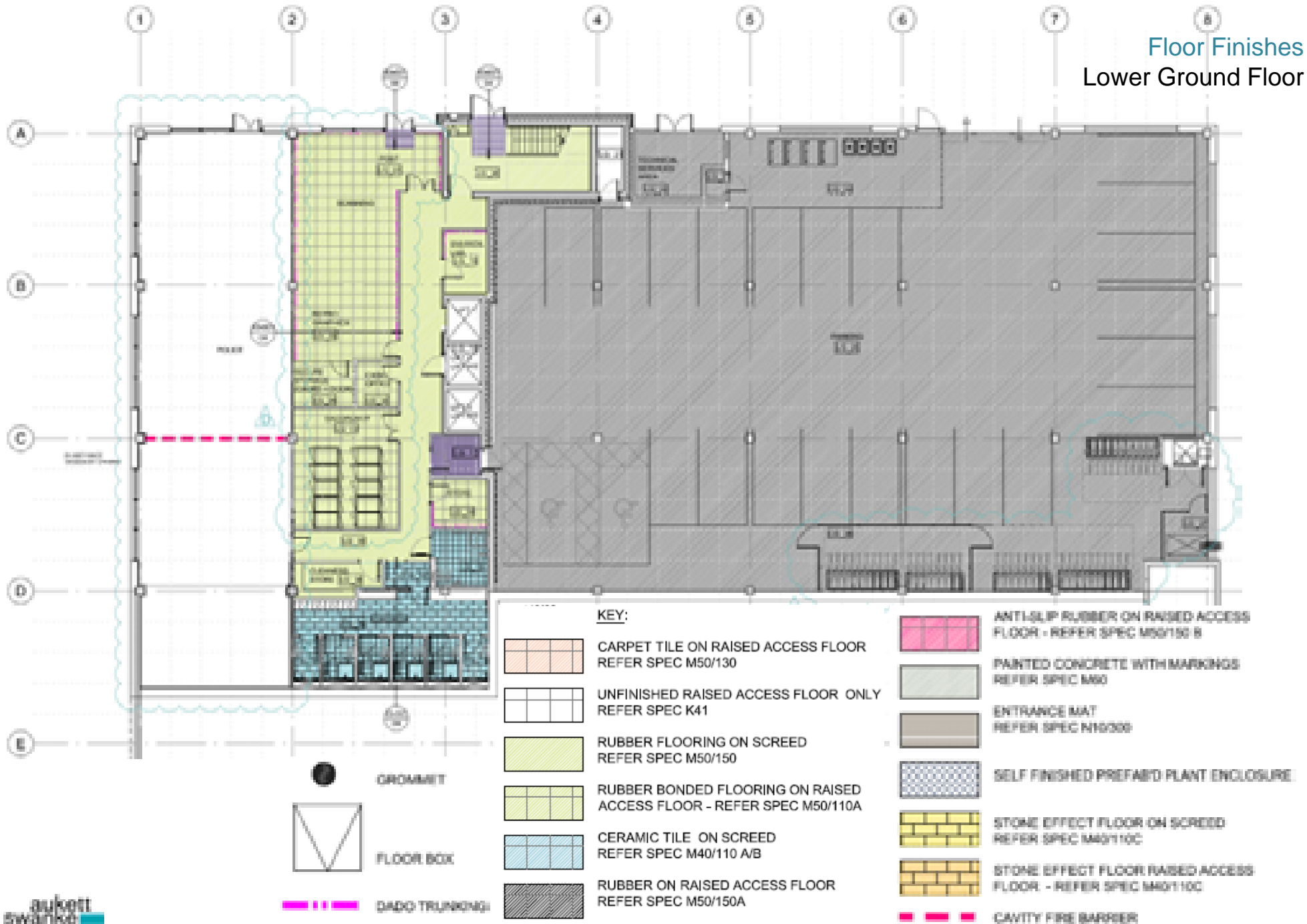
- Neutral palette
- Hardwearing
- Low maintenance

**Key:**

1. Ceramic floor tile:  
locker area, ground floors – Cat B  
core toilets and core lobby floors – Cat A
2. Ceramic floor tile (bare foot) - shower area – Cat B
3. Ceramic wall tile – Core toilets – Cat A  
lockers, showers – Cat B
- 4 Rubber flooring – staircase and landing – Cat A
5. Rubber flooring – IT Patch room – Cat B
6. Rubber flooring – kitchen areas – Cat B
7. Rubber flooring – hubs and lower ground floor  
corridors and stores – Cat B
8. Carpet tile – enclosed spaces and offices – Cat B

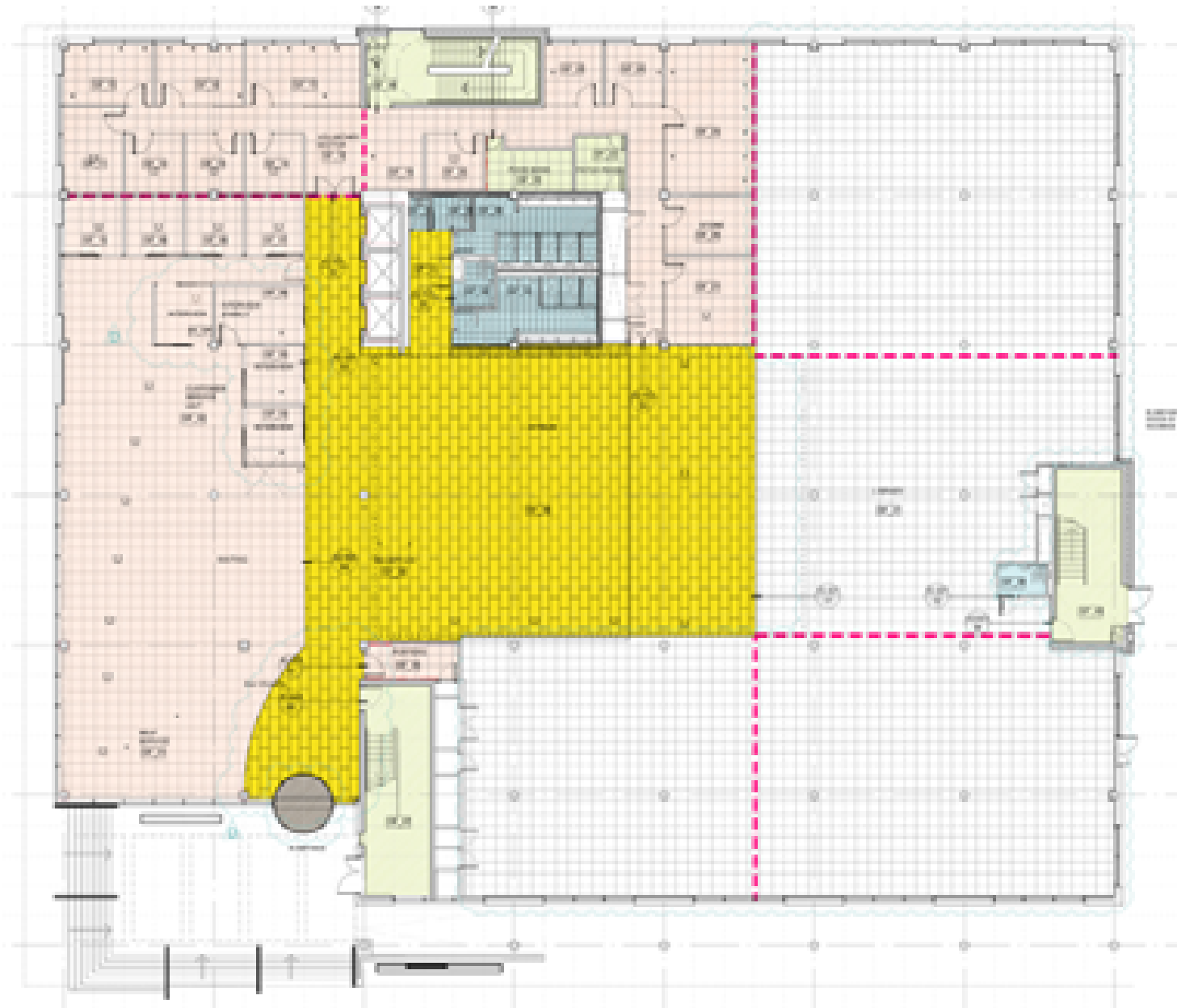
**CATEGORY**








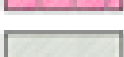

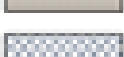






**Floor Finishes  
Lower Ground Floor**



CATEGORY

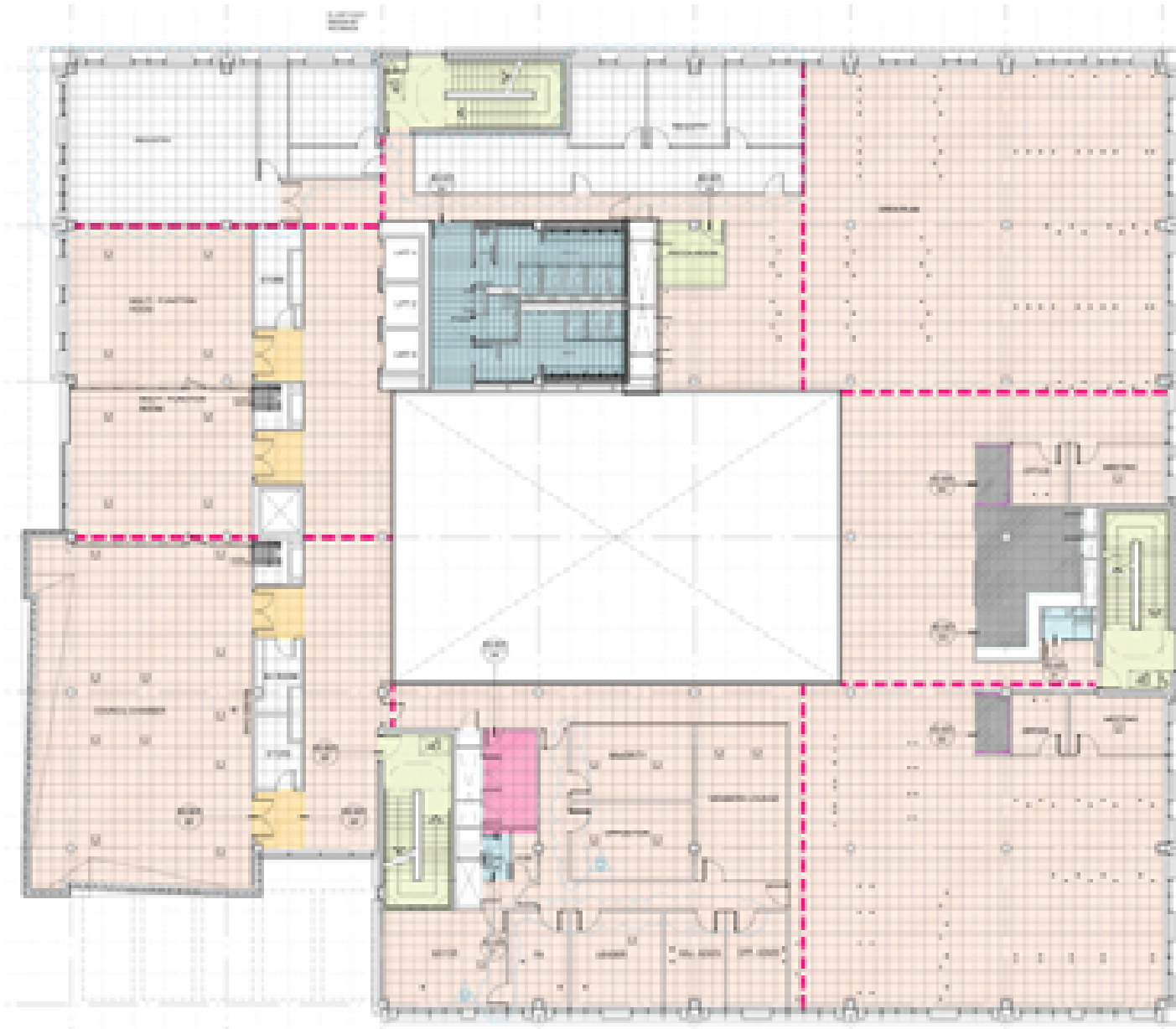
Floor Finishes  
Ground Floor




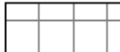














- KEY:**
-  CARPET TILE ON RAISED ACCESS FLOOR  
REFER SPEC M50/130
  -  UNFINISHED RAISED ACCESS FLOOR ONLY  
REFER SPEC K41
  -  RUBBER FLOORING ON SCREED  
REFER SPEC M50/150
  -  RUBBER BONDED FLOORING ON RAISED  
ACCESS FLOOR - REFER SPEC M50/110A
  -  CERAMIC TILE ON SCREED  
REFER SPEC M40/110 A/B
  -  RUBBER ON RAISED ACCESS FLOOR  
REFER SPEC M50/150A
  -  ANTI-SLIP RUBBER ON RAISED ACCESS  
FLOOR - REFER SPEC M50/150 B
  -  PAINTED CONCRETE WITH MARKINGS  
REFER SPEC M60
  -  ENTRANCE MAT  
REFER SPEC N10/000
  -  SELF FINISHED PREFAB'D PLANT ENCLOSURE
  -  STONE EFFECT FLOOR ON SCREED  
REFER SPEC M40/110C
  -  STONE EFFECT FLOOR RAISED ACCESS  
FLOOR - REFER SPEC M40/110C
  -  CAVITY FIRE BARRIER
  -  GROMMET
  -  FLOOR BOX
  -  DADO TRUNKING

CATEGORY

Floor Finishes  
First Floor



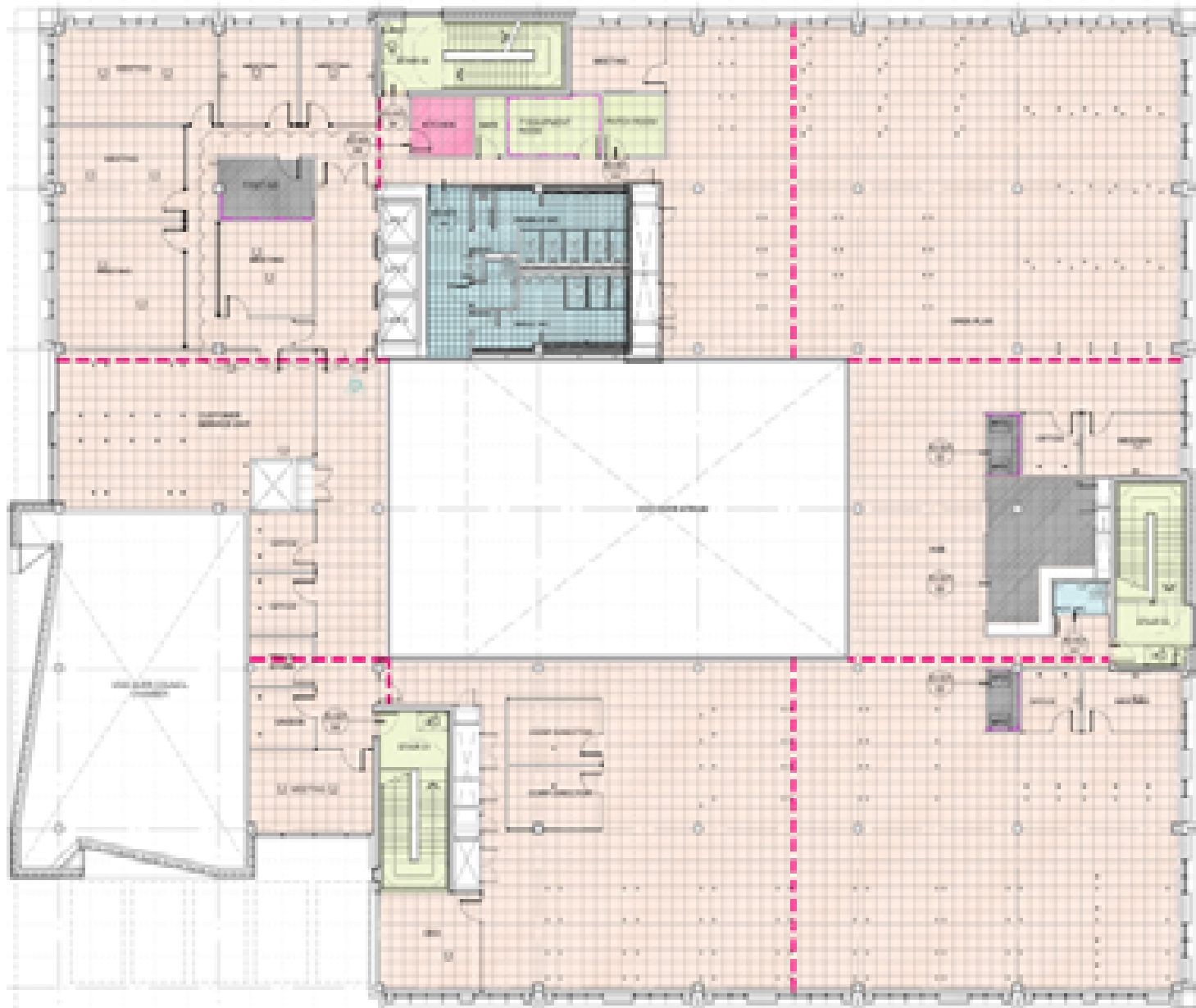
KEY:

-  CARPET TILE ON RAISED ACCESS FLOOR  
REFER SPEC M50/130
-  UNFINISHED RAISED ACCESS FLOOR ONLY  
REFER SPEC K41
-  RUBBER FLOORING ON SCREED  
REFER SPEC M50/150
-  RUBBER BONDED FLOORING ON RAISED  
ACCESS FLOOR - REFER SPEC M50/110A
-  CERAMIC TILE ON SCREED  
REFER SPEC M40/110 A/B
-  RUBBER ON RAISED ACCESS FLOOR  
REFER SPEC M50/150A
-  ANTI-SLIP RUBBER ON RAISED ACCESS  
FLOOR - REFER SPEC M50/150 B
-  PAINTED CONCRETE WITH MARKINGS  
REFER SPEC M60
-  ENTRANCE MAT  
REFER SPEC N10000
-  SELF FINISHED PREFAB'D PLANT ENCLOSURE
-  STONE EFFECT FLOOR ON SCREED  
REFER SPEC M40/110C
-  STONE EFFECT FLOOR RAISED ACCESS  
FLOOR - REFER SPEC M40/110C
-  CAVITY FIRE BARRIER
-  GROMMET
-  FLOOR BOX
-  DADO TRUNKING


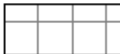
















CATEGORY

Floor Finishes  
Second Floor



KEY:

-  CARPET TILE ON RAISED ACCESS FLOOR  
REFER SPEC M50/130
-  UNFINISHED RAISED ACCESS FLOOR ONLY  
REFER SPEC K41
-  RUBBER FLOORING ON SCREED  
REFER SPEC M50/150
-  RUBBER BONDED FLOORING ON RAISED  
ACCESS FLOOR - REFER SPEC M50/110A
-  CERAMIC TILE ON SCREED  
REFER SPEC M40/110 A/B
-  RUBBER ON RAISED ACCESS FLOOR  
REFER SPEC M50/150A
-  ANTI-SLIP RUBBER ON RAISED ACCESS  
FLOOR - REFER SPEC M50/150 B
-  PAINTED CONCRETE WITH MARKINGS  
REFER SPEC M60
-  ENTRANCE MAT  
REFER SPEC N1000S
-  SELF FINISHED PREFAB'D PLANT ENCLOSURE
-  STONE EFFECT FLOOR ON SCREED  
REFER SPEC M40/110C
-  STONE EFFECT FLOOR RAISED ACCESS  
FLOOR - REFER SPEC M40/110C
-  CAVITY FIRE BARRIER
-  GROUT
-  FLOOR BOX
-  DADO TRUNKING

## CATEGORY B

Preferred - Automatic revolving door and automatic single pass door



## Main Entrance

One Automated Revolving Door  
with one Automated Pass Door

Alternative - sliding curve doors


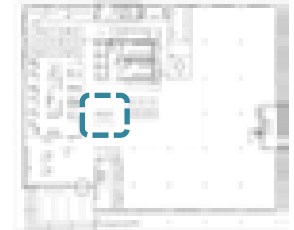


- Stable environmental conditions
- Lobby area for matwell
- Minimum impact on usable space internally



## Reception Look and Feel

### CATEGORY B



Stainless steel reception frame



LED lighting

Reception timber top

Under counter LED lighting

Textured resin front panel

DDA Counter top with laminate modesty panel

Stainless steel reception frame

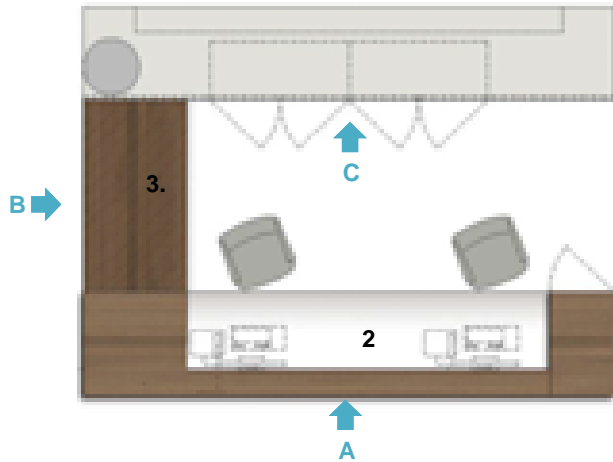
Stainless steel skirting

#### Visual - Reception desk

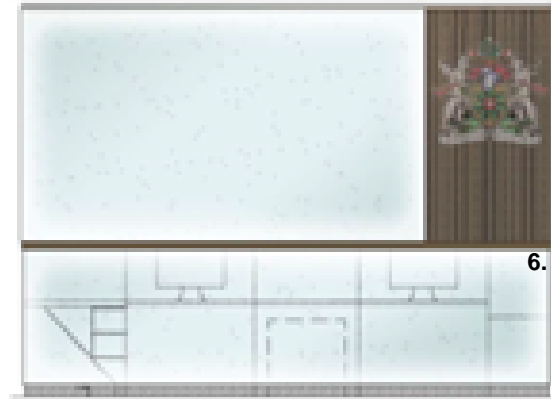
Indicative furniture plan only. Furniture design and space planning are CAT C elements.

# Reception Desk

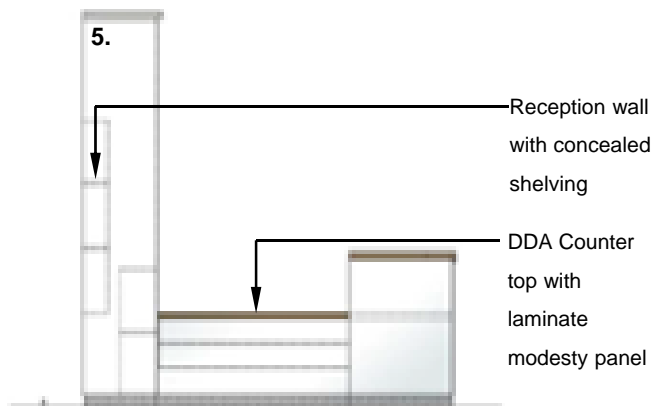
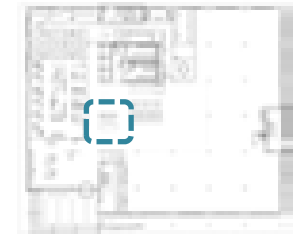
## CATEGORY B



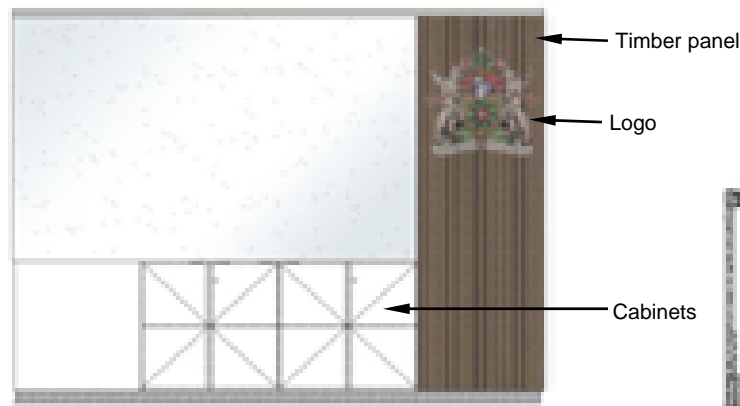
Plan - NTS - Reception Desk



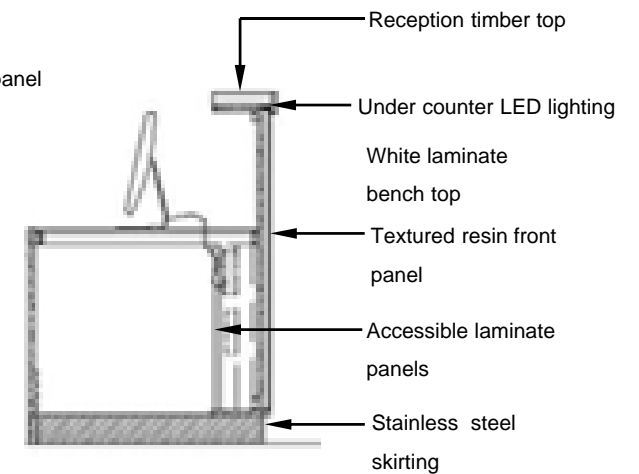
Elevation C - NTS - Reception desk






Elevation A - NTS - Reception Desk



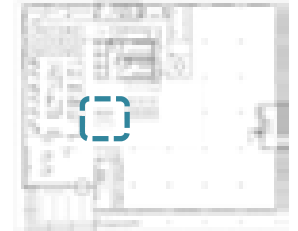
Elevation C - NTS - Reception back panel



## CATEGORY B



## Reception Finishes



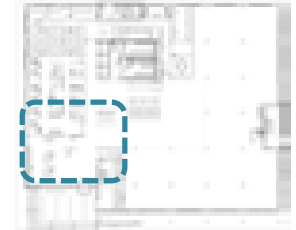
### Key

1. Walnut timber top
2. White laminate worktop
3. Perforated timber panel
4. Brushed stainless steel skirting
5. Soft white textured resin panel
6. Floor tile

Reception finishes and materials – Cat B

## Reception Look and Feel

### CATEGORY B



#### Design principles:

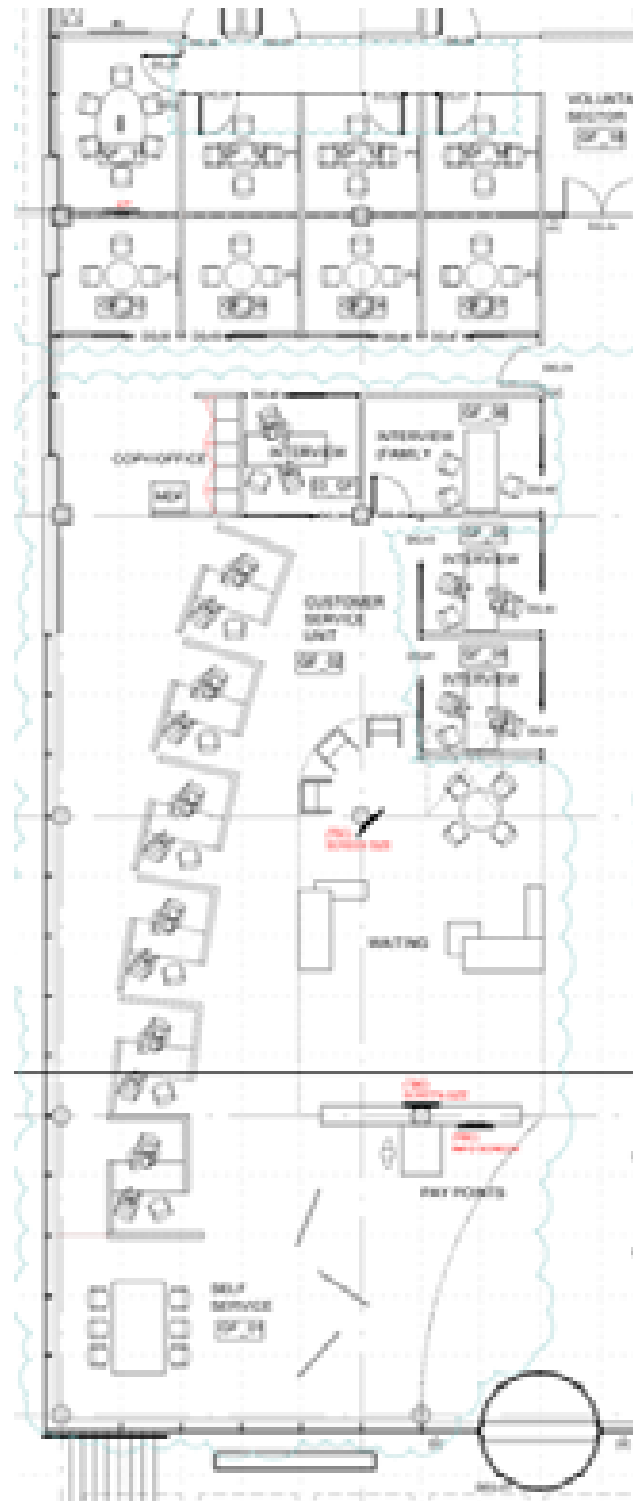
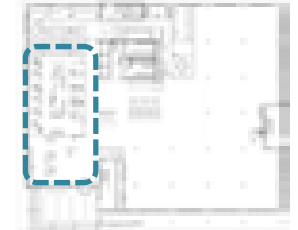
- Focal point
- Welcoming and approachable
- Branded
- Functional

**Visual** – View into Reception from Customer Service Unit.

Indicative furniture plan only. Furniture design and space planning are CAT C elements.

## CATEGORY B

### Customer Service Unit Look and Feel



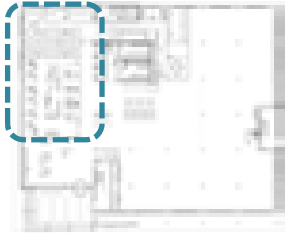

#### Design principles:

- Bright, friendly, and welcoming
- Intuitive space, easily navigated
- Colourful, visually open
- Practical and hardwearing

#### Plan - NTS

Indicative furniture plan only.

**CATEGORY B**



**Plan - NTS**

Indicative furniture plan only. CSU layout has been revised





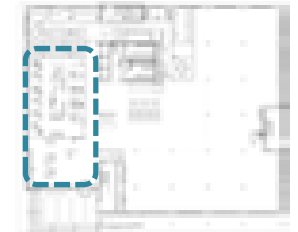
## CATEGORY B



### Plan - NTS

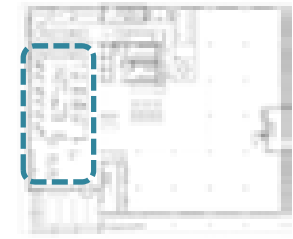
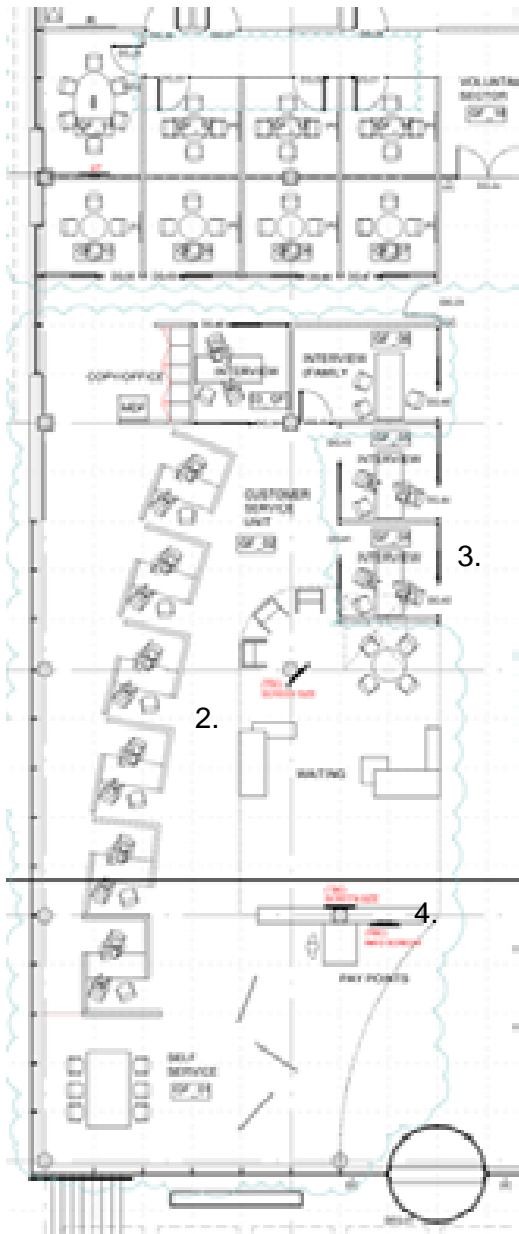
Indicative furniture plan only. Furniture design and space planning are CAT C elements.

## Customer Service Unit Look and Feel



**CATEGORY B**

Customer Service Unit  
Reflected Ceiling Plan



1. Ceiling tile – Cat B



2. Ceiling canopy/panels – Cat B



3. Plasterboard ceiling with bulkhead at atrium edge – Cat A



4. Painted soffit – Cat A

## General Office Area Breakout Space Principles

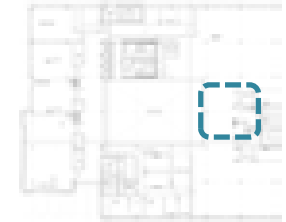
### CATEGORY B



Plan – NTS - Hub



Reference image

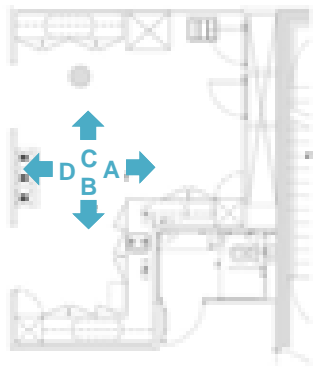


#### Design principles:

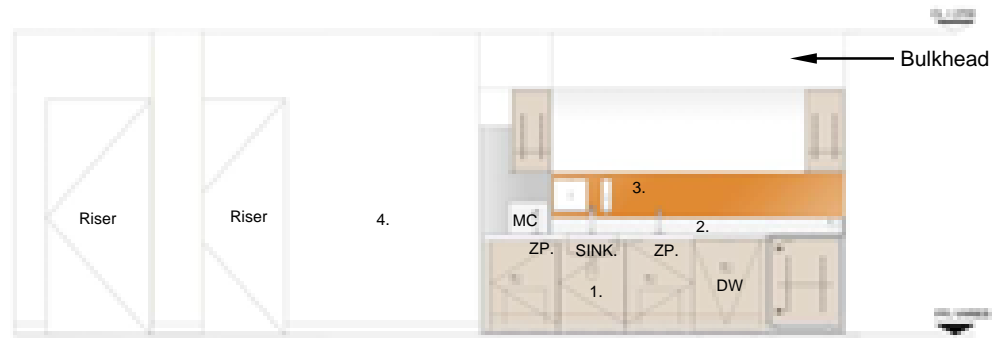
- Centrally located on the floor with a view to atrium
- Colourful and inviting
- Practical and functional
- Strong communication graphics

**CATEGORY B**

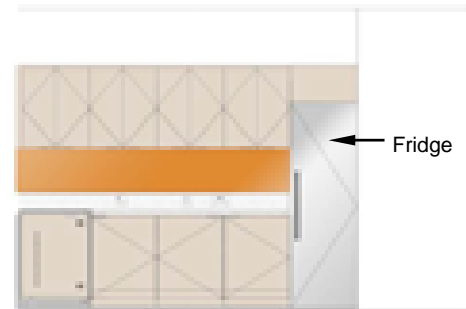
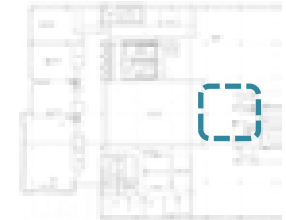
General Office Area Breakout Space  
Elevations – Second Floor



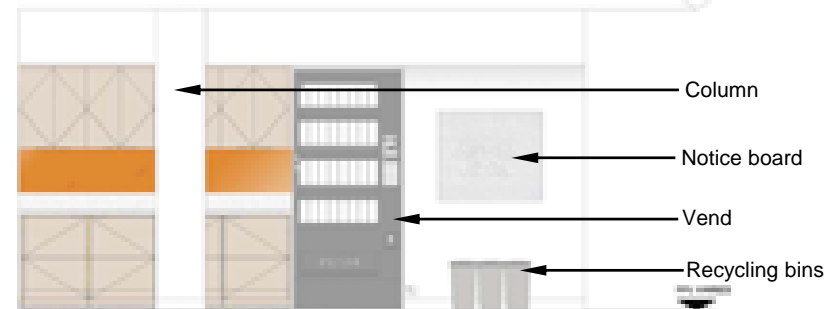
Plan NTS



Elevation A



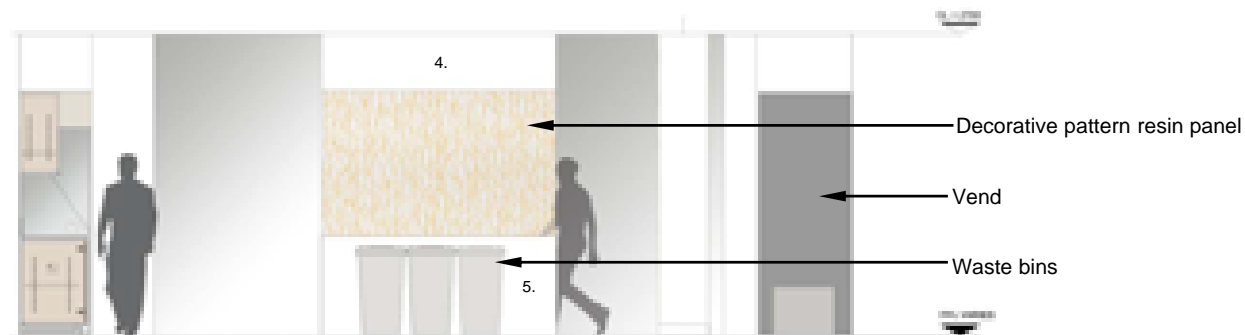
Elevation B



Elevation C

**Key:**

- 1. Kitchen fronts - lacquered
- 2. Solid surface worktop
- 3. Painted feature panel
- 4. White painted wall
- 5. Wall with white laminate surface




Elevation D



## General Office Area Breakout Space Finishes

### CATEGORY B



#### Key:

1. Off white laminate - kitchen fronts
2. Solid surface – worktops
3. Rubber flooring
4. Green paint – first floor
5. Orange paint– second floor
6. Decorative resin panel – first floor
7. Decorative resin panel – second floor

Hub / Breakout space finishes and materials – Cat B

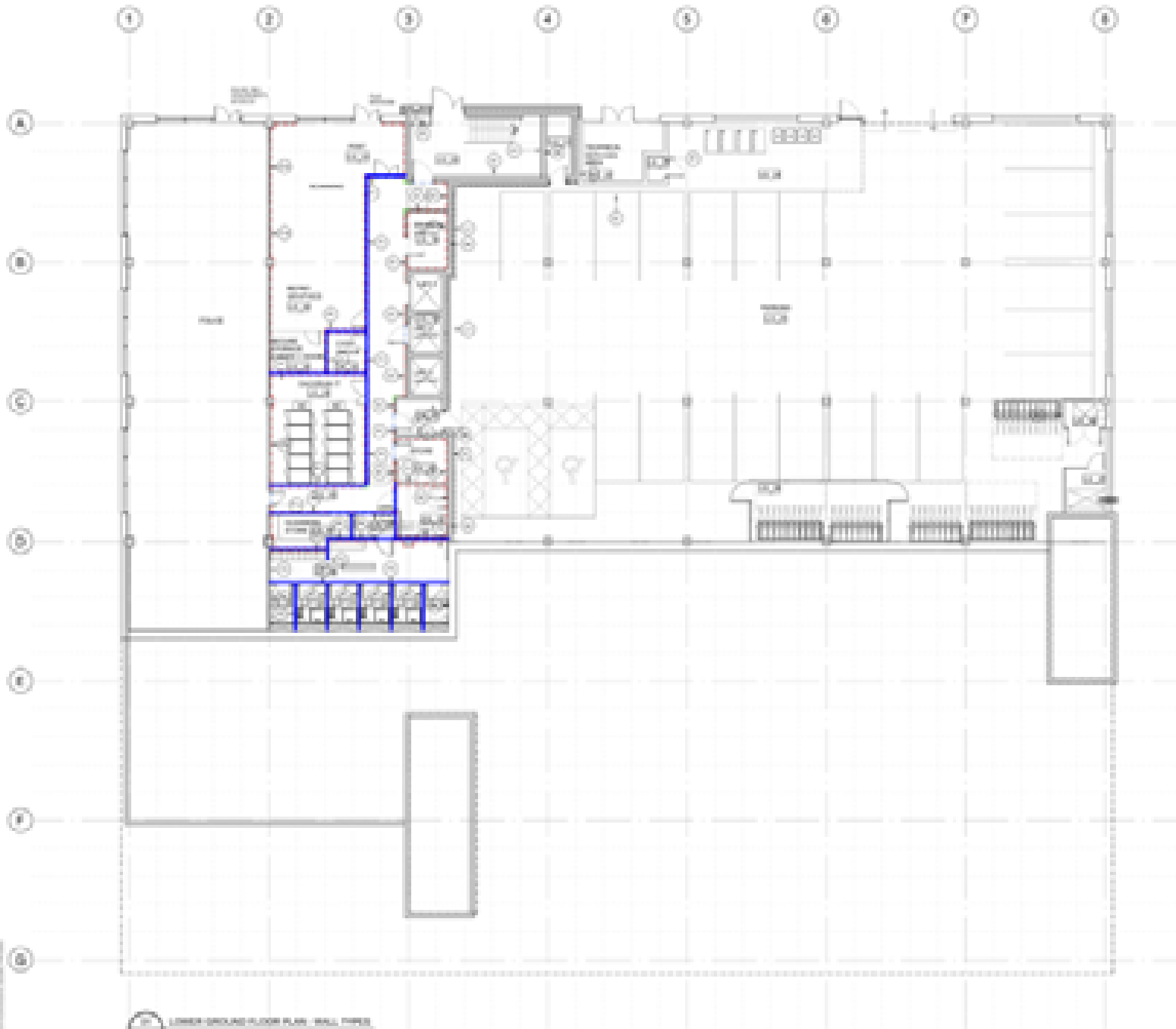
# **CATEGORY B**

## **Wall Types**

T

# Wall Types

aukett  
swänke



- KEY TO WALL AND PARTITION TYPES
- Wall to Wall
  - Glass Partition
  - Glass Wall
  - Fire Wall

1. Lower Ground Floor Plan - Wall Types  
 2. 10/2023  
 3. 10/2023  
 4. 10/2023  
 5. 10/2023  
 6. 10/2023  
 7. 10/2023  
 8. 10/2023  
 9. 10/2023  
 10. 10/2023  
 11. 10/2023  
 12. 10/2023  
 13. 10/2023  
 14. 10/2023  
 15. 10/2023  
 16. 10/2023  
 17. 10/2023  
 18. 10/2023  
 19. 10/2023  
 20. 10/2023  
 21. 10/2023  
 22. 10/2023  
 23. 10/2023  
 24. 10/2023  
 25. 10/2023  
 26. 10/2023  
 27. 10/2023  
 28. 10/2023  
 29. 10/2023  
 30. 10/2023  
 31. 10/2023  
 32. 10/2023  
 33. 10/2023  
 34. 10/2023  
 35. 10/2023  
 36. 10/2023  
 37. 10/2023  
 38. 10/2023  
 39. 10/2023  
 40. 10/2023  
 41. 10/2023  
 42. 10/2023  
 43. 10/2023  
 44. 10/2023  
 45. 10/2023  
 46. 10/2023  
 47. 10/2023  
 48. 10/2023  
 49. 10/2023  
 50. 10/2023  
 51. 10/2023  
 52. 10/2023  
 53. 10/2023  
 54. 10/2023  
 55. 10/2023  
 56. 10/2023  
 57. 10/2023  
 58. 10/2023  
 59. 10/2023  
 60. 10/2023  
 61. 10/2023  
 62. 10/2023  
 63. 10/2023  
 64. 10/2023  
 65. 10/2023  
 66. 10/2023  
 67. 10/2023  
 68. 10/2023  
 69. 10/2023  
 70. 10/2023  
 71. 10/2023  
 72. 10/2023  
 73. 10/2023  
 74. 10/2023  
 75. 10/2023  
 76. 10/2023  
 77. 10/2023  
 78. 10/2023  
 79. 10/2023  
 80. 10/2023  
 81. 10/2023  
 82. 10/2023  
 83. 10/2023  
 84. 10/2023  
 85. 10/2023  
 86. 10/2023  
 87. 10/2023  
 88. 10/2023  
 89. 10/2023  
 90. 10/2023  
 91. 10/2023  
 92. 10/2023  
 93. 10/2023  
 94. 10/2023  
 95. 10/2023  
 96. 10/2023  
 97. 10/2023  
 98. 10/2023  
 99. 10/2023  
 100. 10/2023

LOWER GROUND FLOOR PLAN - WALL TYPES  
10/2023

T

# Wall Types

aukett  
swanke



- 1. ...
- 2. ...
- 3. ...
- 4. ...
- 5. ...
- 6. ...
- 7. ...
- 8. ...
- 9. ...
- 10. ...
- 11. ...
- 12. ...
- 13. ...
- 14. ...
- 15. ...
- 16. ...
- 17. ...
- 18. ...
- 19. ...
- 20. ...
- 21. ...
- 22. ...
- 23. ...
- 24. ...
- 25. ...
- 26. ...
- 27. ...
- 28. ...
- 29. ...
- 30. ...
- 31. ...
- 32. ...
- 33. ...
- 34. ...
- 35. ...
- 36. ...
- 37. ...
- 38. ...
- 39. ...
- 40. ...
- 41. ...
- 42. ...
- 43. ...
- 44. ...
- 45. ...
- 46. ...
- 47. ...
- 48. ...
- 49. ...
- 50. ...
- 51. ...
- 52. ...
- 53. ...
- 54. ...
- 55. ...
- 56. ...
- 57. ...
- 58. ...
- 59. ...
- 60. ...
- 61. ...
- 62. ...
- 63. ...
- 64. ...
- 65. ...
- 66. ...
- 67. ...
- 68. ...
- 69. ...
- 70. ...
- 71. ...
- 72. ...
- 73. ...
- 74. ...
- 75. ...
- 76. ...
- 77. ...
- 78. ...
- 79. ...
- 80. ...
- 81. ...
- 82. ...
- 83. ...
- 84. ...
- 85. ...
- 86. ...
- 87. ...
- 88. ...
- 89. ...
- 90. ...
- 91. ...
- 92. ...
- 93. ...
- 94. ...
- 95. ...
- 96. ...
- 97. ...
- 98. ...
- 99. ...
- 100. ...

1. ...

2. ...

3. ...

4. ...

5. ...

6. ...

7. ...

8. ...

9. ...

10. ...

11. ...

12. ...

13. ...

14. ...

15. ...

16. ...

17. ...

18. ...

19. ...

20. ...

21. ...

22. ...

23. ...

24. ...

25. ...

26. ...

27. ...

28. ...

29. ...

30. ...

31. ...

32. ...

33. ...

34. ...

35. ...

36. ...

37. ...

38. ...

39. ...

40. ...

41. ...

42. ...

43. ...

44. ...

45. ...

46. ...

47. ...

48. ...

49. ...

50. ...

51. ...

52. ...

53. ...

54. ...

55. ...

56. ...

57. ...

58. ...

59. ...

60. ...

61. ...

62. ...

63. ...

64. ...

65. ...

66. ...

67. ...

68. ...

69. ...

70. ...

71. ...

72. ...

73. ...

74. ...

75. ...

76. ...

77. ...

78. ...

79. ...

80. ...

81. ...

82. ...

83. ...

84. ...

85. ...

86. ...

87. ...

88. ...

89. ...

90. ...

91. ...

92. ...

93. ...

94. ...

95. ...

96. ...

97. ...

98. ...

99. ...

100. ...

1. ...

2. ...

3. ...

4. ...

5. ...

6. ...

7. ...

8. ...

9. ...

10. ...

11. ...

12. ...

13. ...

14. ...

15. ...

16. ...

17. ...

18. ...

19. ...

20. ...

21. ...

22. ...

23. ...

24. ...

25. ...

26. ...

27. ...

28. ...

29. ...

30. ...

31. ...

32. ...

33. ...

34. ...

35. ...

36. ...

37. ...

38. ...

39. ...

40. ...

41. ...

42. ...

43. ...

44. ...

45. ...

46. ...

47. ...

48. ...

49. ...

50. ...

51. ...

52. ...

53. ...

54. ...

55. ...

56. ...

57. ...

58. ...

59. ...

60. ...

61. ...

62. ...

63. ...

64. ...

65. ...

66. ...

67. ...

68. ...

69. ...

70. ...

71. ...

72. ...

73. ...

74. ...

75. ...

76. ...

77. ...

78. ...

79. ...

80. ...

81. ...

82. ...

83. ...

84. ...

85. ...

86. ...

87. ...

88. ...

89. ...

90. ...

91. ...

92. ...

93. ...

94. ...

95. ...

96. ...

97. ...

98. ...

99. ...

100. ...

NO.	DATE	REVISION	BY
1	2023-01-10	ISSUE FOR PERMIT	AA
2	2023-01-15	REVISION	AA
3	2023-01-20	REVISION	AA
4	2023-01-25	REVISION	AA
5	2023-02-01	REVISION	AA
6	2023-02-05	REVISION	AA
7	2023-02-10	REVISION	AA
8	2023-02-15	REVISION	AA
9	2023-02-20	REVISION	AA
10	2023-02-25	REVISION	AA
11	2023-03-01	REVISION	AA
12	2023-03-05	REVISION	AA
13	2023-03-10	REVISION	AA
14	2023-03-15	REVISION	AA
15	2023-03-20	REVISION	AA
16	2023-03-25	REVISION	AA
17	2023-04-01	REVISION	AA
18	2023-04-05	REVISION	AA
19	2023-04-10	REVISION	AA
20	2023-04-15	REVISION	AA
21	2023-04-20	REVISION	AA
22	2023-04-25	REVISION	AA
23	2023-05-01	REVISION	AA
24	2023-05-05	REVISION	AA
25	2023-05-10	REVISION	AA
26	2023-05-15	REVISION	AA
27	2023-05-20	REVISION	AA
28	2023-05-25	REVISION	AA
29	2023-06-01	REVISION	AA
30	2023-06-05	REVISION	AA
31	2023-06-10	REVISION	AA
32	2023-06-15	REVISION	AA
33	2023-06-20	REVISION	AA
34	2023-06-25	REVISION	AA
35	2023-07-01	REVISION	AA
36	2023-07-05	REVISION	AA
37	2023-07-10	REVISION	AA
38	2023-07-15	REVISION	AA
39	2023-07-20	REVISION	AA
40	2023-07-25	REVISION	AA
41	2023-08-01	REVISION	AA
42	2023-08-05	REVISION	AA
43	2023-08-10	REVISION	AA
44	2023-08-15	REVISION	AA
45	2023-08-20	REVISION	AA
46	2023-08-25	REVISION	AA
47	2023-09-01	REVISION	AA
48	2023-09-05	REVISION	AA
49	2023-09-10	REVISION	AA
50	2023-09-15	REVISION	AA
51	2023-09-20	REVISION	AA
52	2023-09-25	REVISION	AA
53	2023-10-01	REVISION	AA
54	2023-10-05	REVISION	AA
55	2023-10-10	REVISION	AA
56	2023-10-15	REVISION	AA
57	2023-10-20	REVISION	AA
58	2023-10-25	REVISION	AA
59	2023-11-01	REVISION	AA
60	2023-11-05	REVISION	AA
61	2023-11-10	REVISION	AA
62	2023-11-15	REVISION	AA
63	2023-11-20	REVISION	AA
64	2023-11-25	REVISION	AA
65	2023-12-01	REVISION	AA
66	2023-12-05	REVISION	AA
67	2023-12-10	REVISION	AA
68	2023-12-15	REVISION	AA
69	2023-12-20	REVISION	AA
70	2023-12-25	REVISION	AA
71	2024-01-01	REVISION	AA
72	2024-01-05	REVISION	AA
73	2024-01-10	REVISION	AA
74	2024-01-15	REVISION	AA
75	2024-01-20	REVISION	AA
76	2024-01-25	REVISION	AA
77	2024-02-01	REVISION	AA
78	2024-02-05	REVISION	AA
79	2024-02-10	REVISION	AA
80	2024-02-15	REVISION	AA
81	2024-02-20	REVISION	AA
82	2024-02-25	REVISION	AA
83	2024-03-01	REVISION	AA
84	2024-03-05	REVISION	AA
85	2024-03-10	REVISION	AA
86	2024-03-15	REVISION	AA
87	2024-03-20	REVISION	AA
88	2024-03-25	REVISION	AA
89	2024-04-01	REVISION	AA
90	2024-04-05	REVISION	AA
91	2024-04-10	REVISION	AA
92	2024-04-15	REVISION	AA
93	2024-04-20	REVISION	AA
94	2024-04-25	REVISION	AA
95	2024-05-01	REVISION	AA
96	2024-05-05	REVISION	AA
97	2024-05-10	REVISION	AA
98	2024-05-15	REVISION	AA
99	2024-05-20	REVISION	AA
100	2024-05-25	REVISION	AA







# **CATEGORY B**

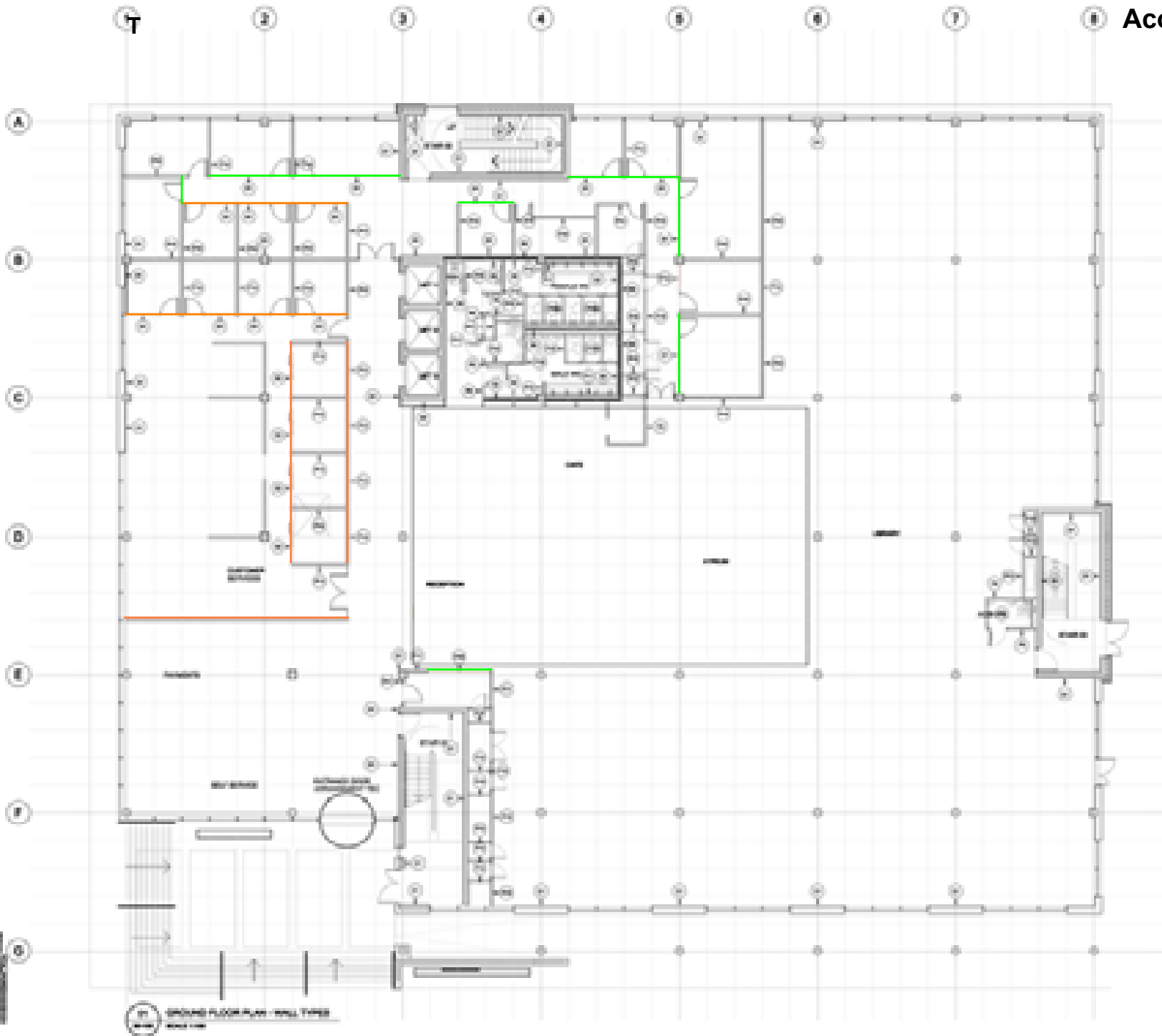
## **Acoustics**

Speech Privacy Ratings subjective description

Normal Speech (65 dB L <sub>A1</sub> )	Raised Voices/ Amplified Speech (75 dB L <sub>A1</sub> )	Speech Privacy Rating		Room-to-Room Weighted Level Difference ( <i>D<sub>w</sub></i> )		
		Description	<i>D<sub>w</sub></i> +NR	Continuous Background Noise Level		
				NR30	NR35	NR40
Intelligible	Clearly intelligible and possibly disturbing	Poor	<65	<35	<30	<25
Audible. Could be intelligible if speaker and/or subject well known	Intelligible	Fair	65-70	35-40	30-35	25-30
Audible but not intelligible	Audible. Could be intelligible if speaker and/ or subject well known	Good	70-75	40-45	35-40	30-35
Just audible	Audible but not intelligible	Very Good	75-85	45-55	40-50	35-45
Inaudible	Just audible	Excellent	>85	>55	>50	>45

Preliminary Acoustic Rating of Partitions

Room	to Room	Partition Sound Insulation Rating	Approx (dB)	MSLD	Background Noise Level (NR)	<i>D<sub>w</sub></i> +NR
Police	Admin office, Repro	69dB <i>R<sub>w</sub></i> Wall	59		35-40	94
Meeting Room	Meeting Room	55 dB <i>R<sub>w</sub></i> Wall	45		35	80
Meeting Room/	Circulation	32 dB <i>R<sub>w</sub></i> Door 38 dB <i>R<sub>w</sub></i> Glazing	30		40	70
Interview room	Interview Room	55 dB <i>R<sub>w</sub></i> Wall	45		35	80
Interview room	Circulation	40 dB <i>R<sub>w</sub></i> Door 49 dB <i>R<sub>w</sub></i> Glazing	39		40	79
Office Meeting Room	Library	69dB <i>R<sub>w</sub></i> Wall	59		30	89
Meeting Room/ office/member lounge	Circulation/ Open Plan Office	32 dB <i>R<sub>w</sub></i> Door 37 dB <i>R<sub>w</sub></i> Glazing	30		40	70
Registry	Multifunction Room	69 dB <i>R<sub>w</sub></i> Wall	59		35	94
Office Leader Maj. Opposition	Circulation	32 dB <i>R<sub>w</sub></i> Door 37 dB <i>R<sub>w</sub></i> Glazing	30		40	70
Office	Office	55 dB <i>R<sub>w</sub></i> Wall	45		35	80
Council Chamber/meeting room	office	69 dB <i>R<sub>w</sub></i> Wall	59		35-40	94-99



REFERENCE TO THE BUILDING SPECIFICATIONS

1	...	...
2	...	...
3	...	...
4	...	...
5	...	...
6	...	...
7	...	...
8	...	...
9	...	...
10	...	...
11	...	...
12	...	...
13	...	...
14	...	...
15	...	...
16	...	...
17	...	...
18	...	...
19	...	...
20	...	...
21	...	...
22	...	...
23	...	...
24	...	...
25	...	...
26	...	...
27	...	...
28	...	...
29	...	...
30	...	...
31	...	...
32	...	...
33	...	...
34	...	...
35	...	...
36	...	...
37	...	...
38	...	...
39	...	...
40	...	...
41	...	...
42	...	...
43	...	...
44	...	...
45	...	...
46	...	...
47	...	...
48	...	...
49	...	...
50	...	...
51	...	...
52	...	...
53	...	...
54	...	...
55	...	...
56	...	...
57	...	...
58	...	...
59	...	...
60	...	...
61	...	...
62	...	...
63	...	...
64	...	...
65	...	...
66	...	...
67	...	...
68	...	...
69	...	...
70	...	...
71	...	...
72	...	...
73	...	...
74	...	...
75	...	...
76	...	...
77	...	...
78	...	...
79	...	...
80	...	...
81	...	...
82	...	...
83	...	...
84	...	...
85	...	...
86	...	...
87	...	...
88	...	...
89	...	...
90	...	...
91	...	...
92	...	...
93	...	...
94	...	...
95	...	...
96	...	...
97	...	...
98	...	...
99	...	...
100	...	...

DATE: 10.10.2023  
 PROJECT: ...  
 DRAWING NO.: ...  
 SCALE: 1:500  
 SHEET NO.: ...

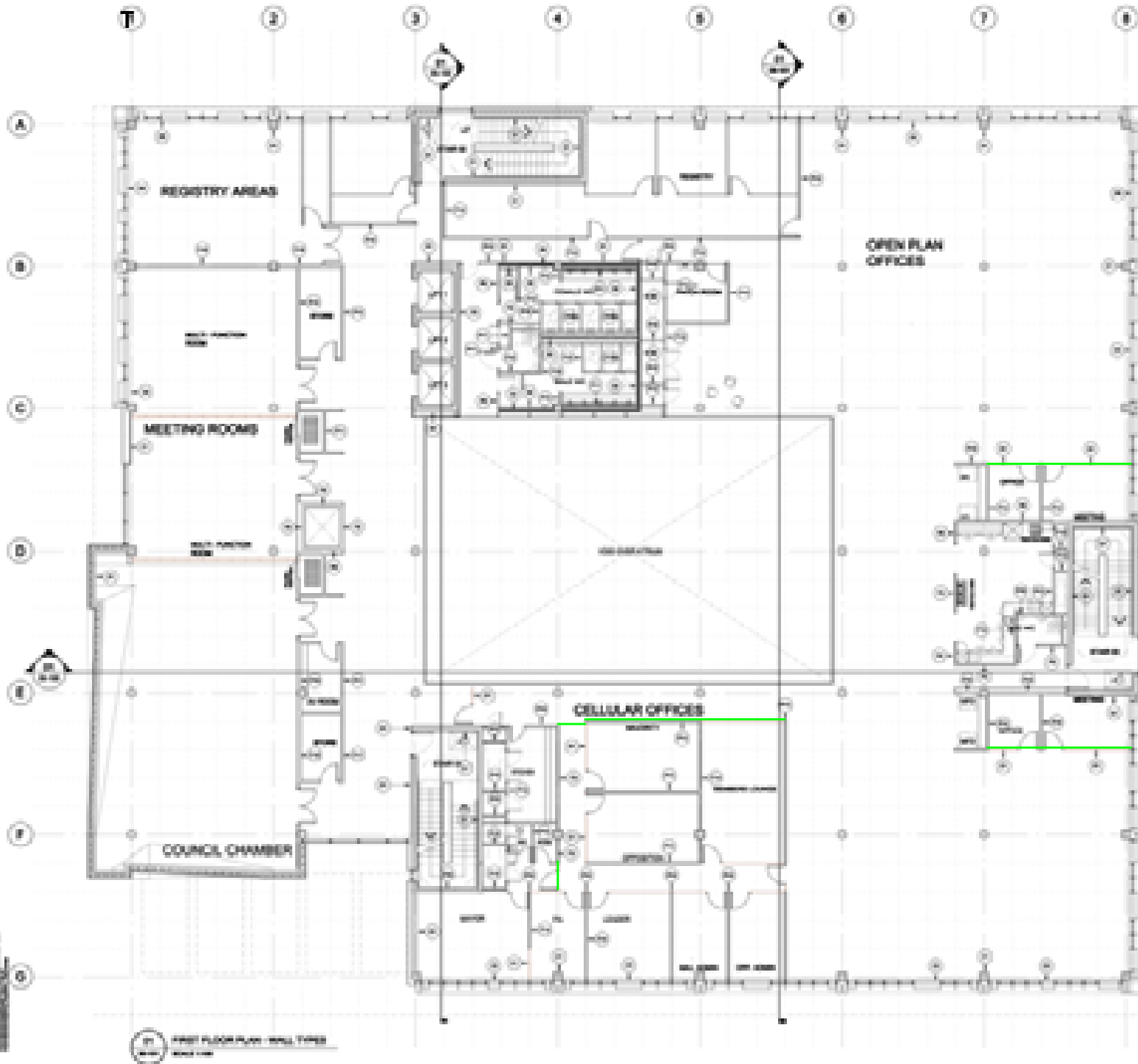
OWNER: ...  
 ARCHITECT: ...  
 ENGINEER: ...

GROUND FLOOR PLAN - WALL TYPES

NO.	DESCRIPTION	THICKNESS	WEIGHT	STRENGTH
1	...	...	...	...
2	...	...	...	...
3	...	...	...	...
4	...	...	...	...
5	...	...	...	...
6	...	...	...	...
7	...	...	...	...
8	...	...	...	...
9	...	...	...	...
10	...	...	...	...

INFORMATION  
 PROJECT: ...  
 DRAWING NO.: ...  
 SHEET NO.: ...

GROUND FLOOR PLAN - WALL TYPES



REFERENCE TO THE BUILDING SPECIFICATIONS

1	2	3	4	5	6	7	8	9	10	11	12	13	14	15	16	17	18	19	20	21	22	23	24	25	26	27	28	29	30	31	32	33	34	35	36	37	38	39	40	41	42	43	44	45	46	47	48	49	50	51	52	53	54	55	56	57	58	59	60	61	62	63	64	65	66	67	68	69	70	71	72	73	74	75	76	77	78	79	80	81	82	83	84	85	86	87	88	89	90	91	92	93	94	95	96	97	98	99	100
---	---	---	---	---	---	---	---	---	----	----	----	----	----	----	----	----	----	----	----	----	----	----	----	----	----	----	----	----	----	----	----	----	----	----	----	----	----	----	----	----	----	----	----	----	----	----	----	----	----	----	----	----	----	----	----	----	----	----	----	----	----	----	----	----	----	----	----	----	----	----	----	----	----	----	----	----	----	----	----	----	----	----	----	----	----	----	----	----	----	----	----	----	----	----	----	----	----	----	-----

Project Name: [Redacted]  
 Client: [Redacted]  
 Date: [Redacted]  
 Scale: [Redacted]  
 Drawing No: [Redacted]

PREPARED BY: [Redacted]  
 CHECKED BY: [Redacted]  
 DATE: [Redacted]

INFORMATION  
 PROJECT: [Redacted]  
 DRAWING: [Redacted]

1st FLOOR PLAN - WALL TYPE





LEGEND TO THE ACOUSTIC TREATMENT PLAN

	G1 - L25 Radli Spec - 37dB Rw
	G2 - P100 Radli Spec - 49dB Rw

**PROJECT INFORMATION**  
 PROJECT NAME: [REDACTED]  
 PROJECT ADDRESS: [REDACTED]  
 PROJECT LOCATION: [REDACTED]  
 PROJECT NO.: [REDACTED]  
 PROJECT DATE: [REDACTED]  
 PROJECT OWNER: [REDACTED]  
 PROJECT ARCHITECT: [REDACTED]  
 PROJECT ENGINEER: [REDACTED]

**CLIENT NAME**  
 [REDACTED]  
 [REDACTED]  
 [REDACTED]

**SECOND FLOOR PLAN - WALL TYPES**

WALL TYPE	WALL TYPE	WALL TYPE	WALL TYPE
W1	W2	W3	W4
W5	W6	W7	W8

**INFORMATION**  
 PROJECT NO.: [REDACTED]  
 PROJECT DATE: [REDACTED]  
 PROJECT OWNER: [REDACTED]  
 PROJECT ARCHITECT: [REDACTED]

SECOND FLOOR PLAN - WALL TYPES  
 2024.01.15

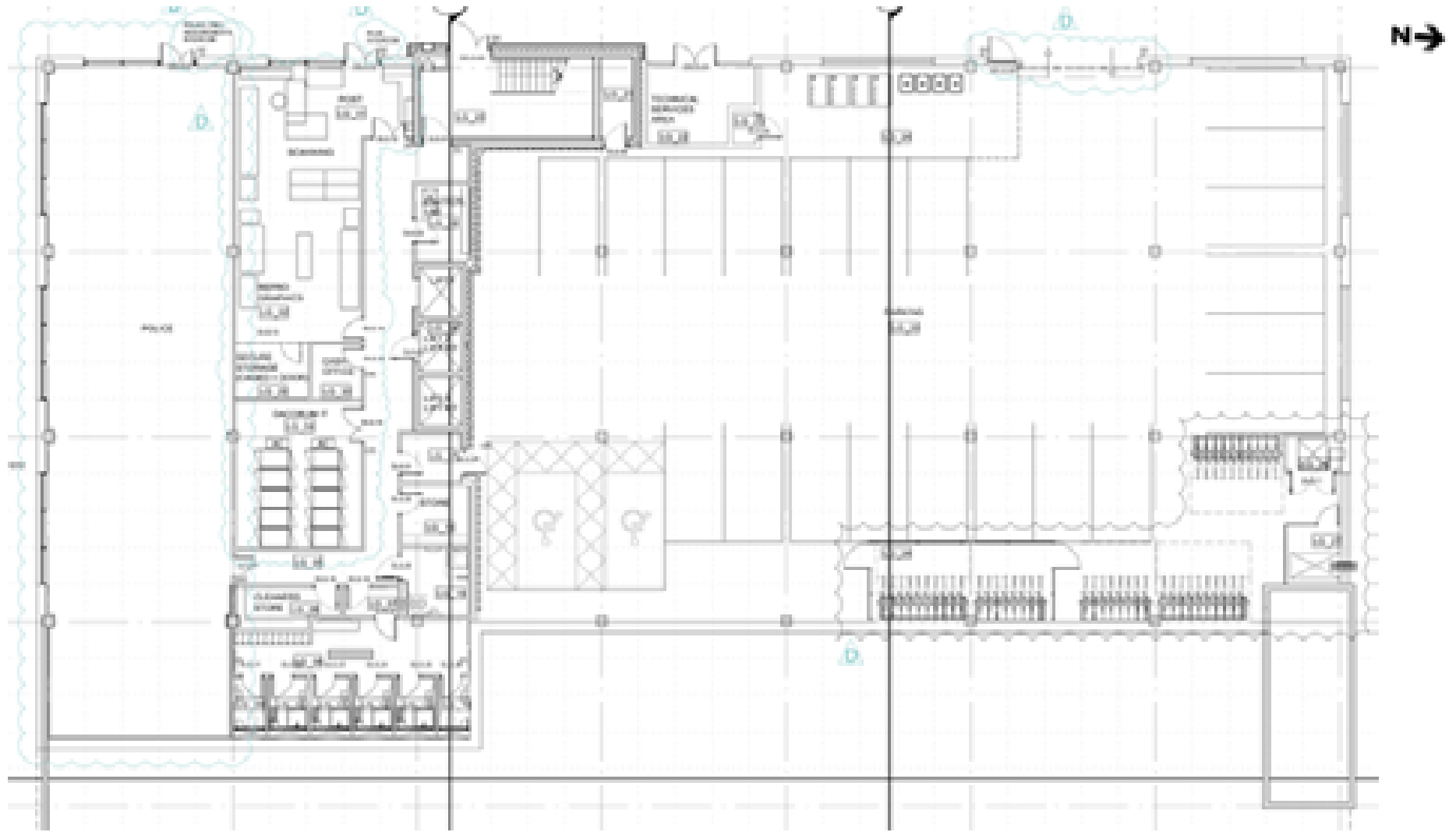


# **CATEGORY C**



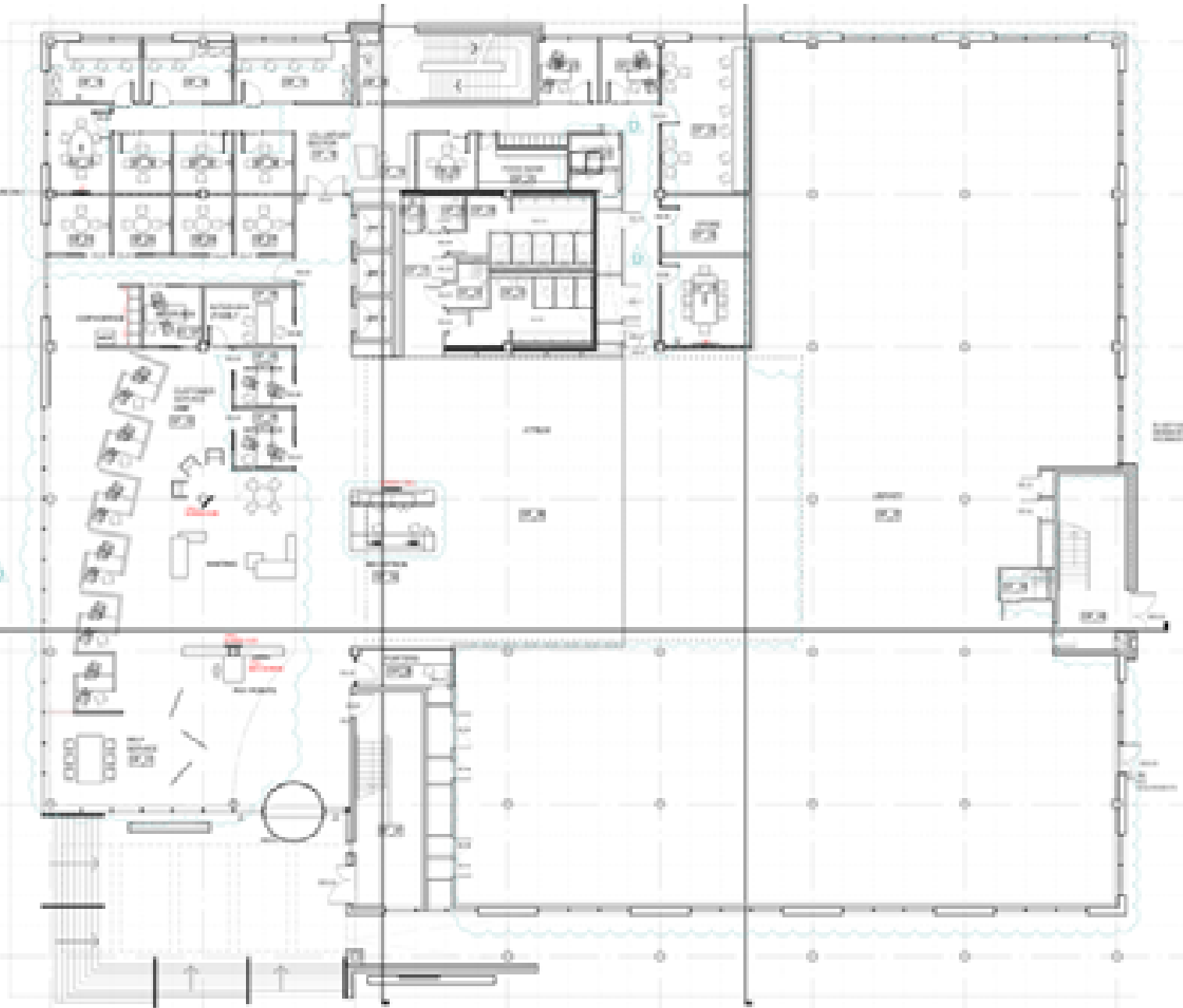
CATEGORY

General Arrangement  
Lower Ground Floor



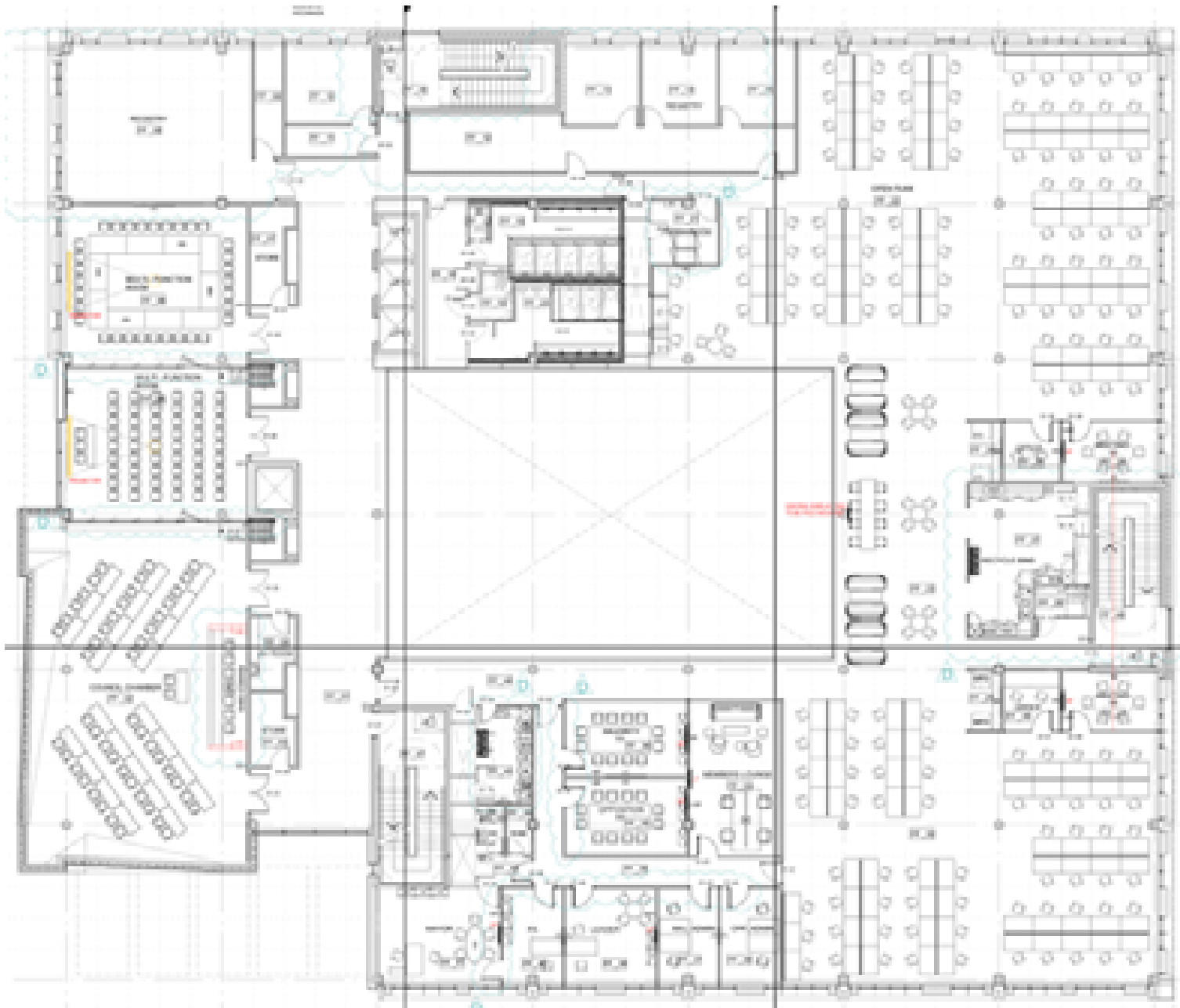
CATEGORY

General Arrangement  
Ground Floor

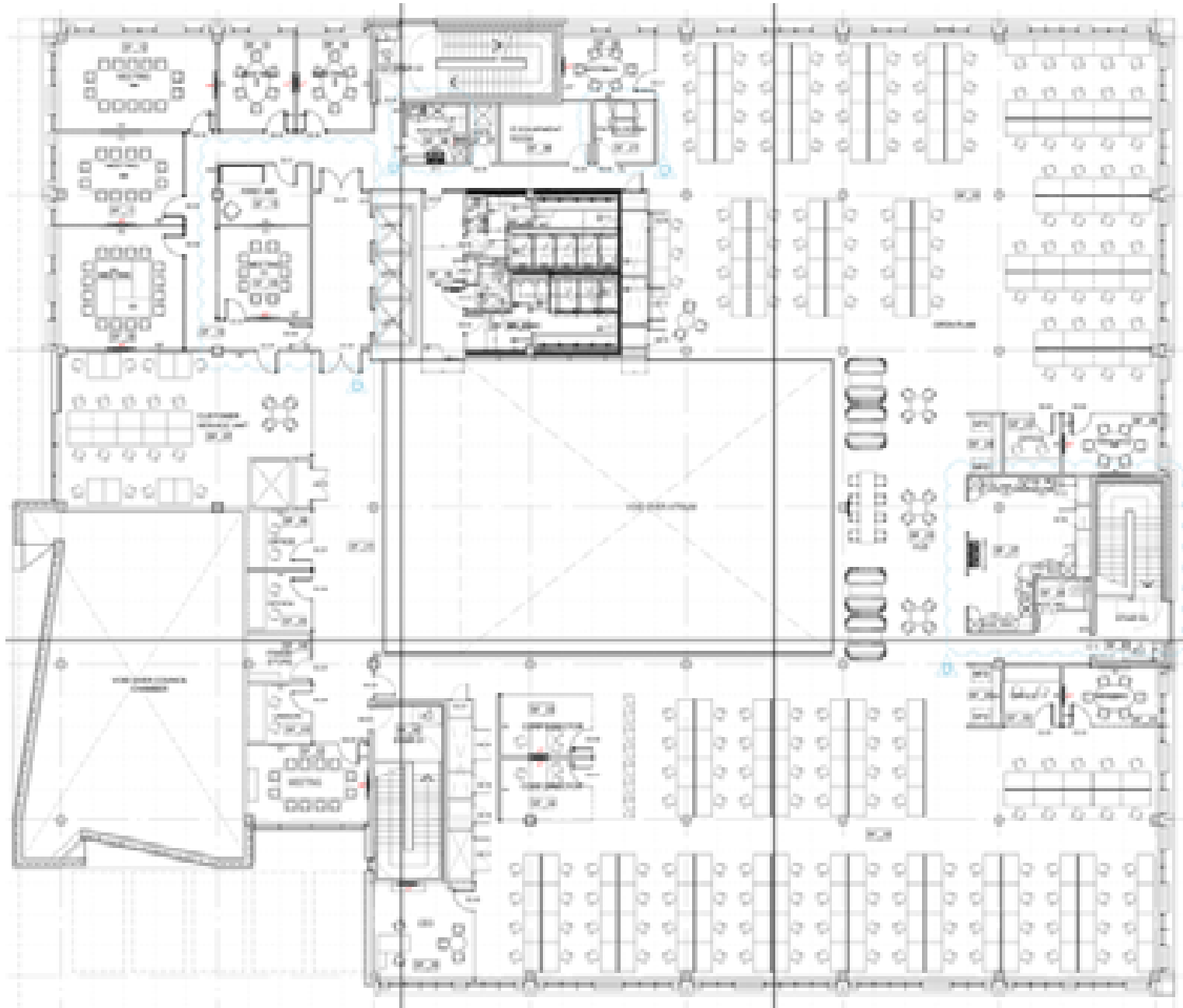


CATEGORY

General Arrangement  
First Floor



CATEGORY




General Arrangement  
Second Floor





**CATEGORY C**

General Layout  
Furniture Example



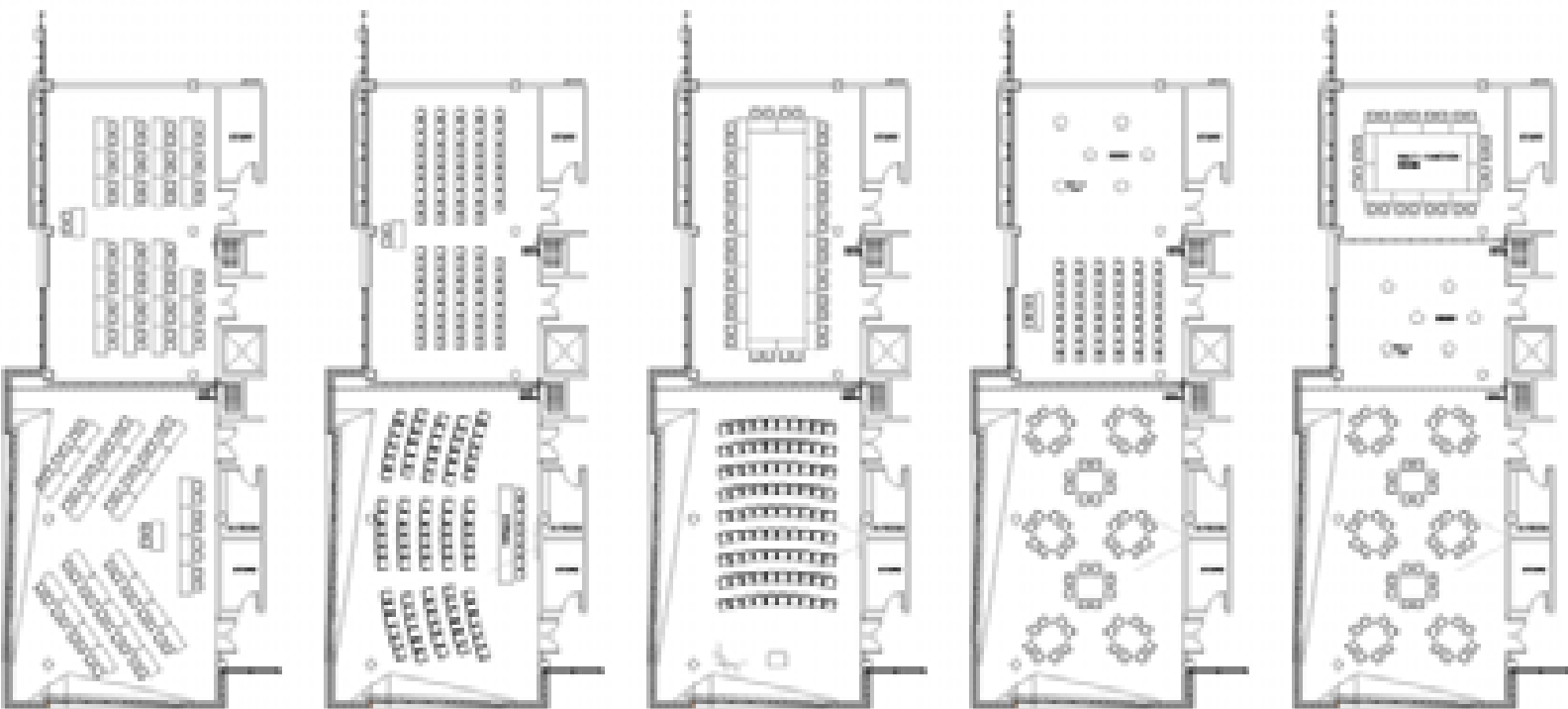


CATEGORY C

General Layout  
Furniture Example



CATEGORY C



Council Chamber

Theatre style


Seminar

Banquet/ small conference

Banquet

Plan - NTS

Indicative furniture plan only. Furniture design and space planning are CAT C elements.



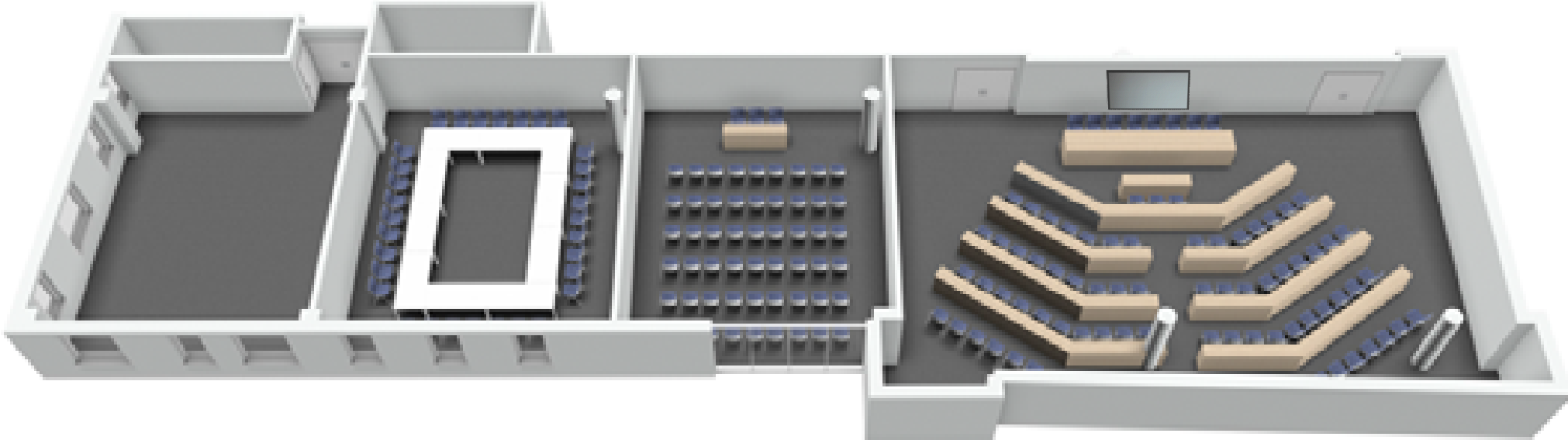


Flexible furniture options



Council Chamber  
Flexible Seating Layout  
Example 1


CATEGORY C






C T

Council Chamber  
Flexible Seating Layout  
Example 2



a e ee s



**CATEGORY C**

**Meeting Rooms  
Furniture Example**



Customer Service Unit CallCentre  
Furniture Example

**CATEGORY C**



General Office Area Breakout Space  
Example

Layout - C T      B  
Furniture - C T      C

