











Measure	Owner & Updater	Jun 2016 Result	Trend	Mar 2017 Result	Trend	Jun 2017 Result	Sign Off	Comments
<b>Dacorum</b>								
CSG01 - Percentage of dog fouling reports actioned within the set timescale of 7 days	Craig Thorpe Shirley Hermitage	97.44% (38/39) Target: 95	↓	100% (72/72) Target: 95	↓	95.83% (23/24) Target: 95	✓	<b>Owner</b> One report still outstanding. All others completed within the set timescale.
CSG01a - Number of dog fouling reports actioned within the set timescale of 7 days	Craig Thorpe Shirley Hermitage	38 % Info Only	↓	72 % Info Only	↓	23 % Info Only	✓	<b>Owner</b>
CSG02 - Percentage of fly tips collected within the set timescale of 7 days	Craig Thorpe Shirley Hermitage	95.87% (325/339) Target: 95	↓	98.05% (301/307) Target: 95	↓	95.41% (270/283) Target: 95	✓	<b>Owner</b> 13 reports took over 7 days to complete. 11 were passed to contractors for grab vehicle or hazardous waste (asbestos) collection. 2 over 7 days for CSG to complete.
CSG02a - Number of fly tips collected within the set timescale of 7 days	Craig Thorpe Shirley Hermitage	325 Info Only	↓	301 Info Only	↓	270 Info Only	✓	<b>Owner</b>
CSG04 - Litter Area inspections up to standard	Craig Thorpe Shirley Hermitage	120 Inspections Target: 120	→	120 Inspections Target: 0	→	120 Inspections No Target	✓	<b>Owner</b>
CSG05 - Graffiti Removal - Percentage removed from Dacorum Structures within 7 days	Craig Thorpe Shirley Hermitage	93.1% (54/58) Target: 95	↑	77.78% (14/18) Target: 95	↑	94.44% (17/18) Target: 95	✓	<b>Owner</b> One report over 7 days for CSG to complete. All others completed within the set timescale.
CSG05a - Number of Graffiti removed from Dacorum Structures within 7 days	Craig Thorpe Shirley Hermitage	54 Info Only	↓	14 Info Only	↑	17 Info Only	✓	<b>Owner</b> For info only
TW04 - Trees and Woodlands - Contractor Quality Performance	Craig Thorpe Shirley Hermitage	100% Info Only	↓	99% Info Only	↓	58% Info Only	✓	<b>Owner</b> Figure is low due to the contractor - Arbocare - being short staffed and also due to nesting birds, which delay works during the summer months.
WR01a - Justified Missed collections (Excluding Assisted Collections)	Craig Thorpe Shirley Hermitage	327 Bins Target: 750	↓	293 Bins Target: 750	↓	718 Bins Target: 750	✓	<b>Owner</b>
WR03 - Number of justified missed assisted collections	Craig Thorpe Shirley Hermitage	47 Collections Target: 120	↓	75 Collections Target: 120	↓	122 Collections Target: 120	✓	<b>Owner</b>

Key Actions



WR05 - Dry recycling Collected	Craig Thorpe Shirley Hermitage	3594.78, Tonnes Target: 3600		4069.5, Tonnes Target: 3600		3450.12, Tonnes Target: 3600		<b>Owner</b> Based on outgoing tonnages
WR06 - Total tonnage of garden waste collected	Craig Thorpe Shirley Hermitage	3814.06 Tonnes Target: 3814.06		1014.55 Tonnes Target: 1014.55		3874.46 Tonnes Target: 3874.46		<b>Owner</b> Based on outgoing tonnages
WR07 - Tonnage of food waste.	Craig Thorpe Shirley Hermitage	1281.09 Tonnes Target: 1020		1274.45 Tonnes Target: 1020		1171.46 Tonnes Target: 1020		<b>Owner</b>
WR08 - Recycling Rate	Craig Thorpe Shirley Hermitage	No Data Target: 60		No Data Target: 60		No Data Target: 60		<b>Owner</b>