

Dacorum – Community Safety Partnership (CSP)

Date: April 2014 to March 2015
Hertfordshire Fire & Rescue Service Performance Report



District Commander: Ian Markwell

Please note: This document provides statistics based on provisional data which will be subject to future revisions.

This performance report has been prepared for the Dacorum District Community Safety Partnership (CSP) to highlight the level of activity within the District and the Fire and Rescue Service's performance against the former National Indicators.

- NI.33 - Deliberate Fires
- NI.49 - Primary fires, primary fire deaths and injuries.

Performance Summary: April 2014 – March 2015

(Activity Comparison against previous year)

	Deliberate Fires	Primary Fires	Fire Injuries
Hertfordshire	+13% (816 to 922)	-3% (1341 to 1298)	+16% (49 to 57)
Dacorum	-9% (97 to 88)	-15% (171 to 146)	Fallen 6 to 3

N.I.33 Deliberate Fires in Dacorum (April 2014 – March 2015)

Deliberate Fires in buildings, vehicles and other outdoor locations have risen by 13% across the County and in Dacorum this year have fallen by 9%, compared with the same period last year.

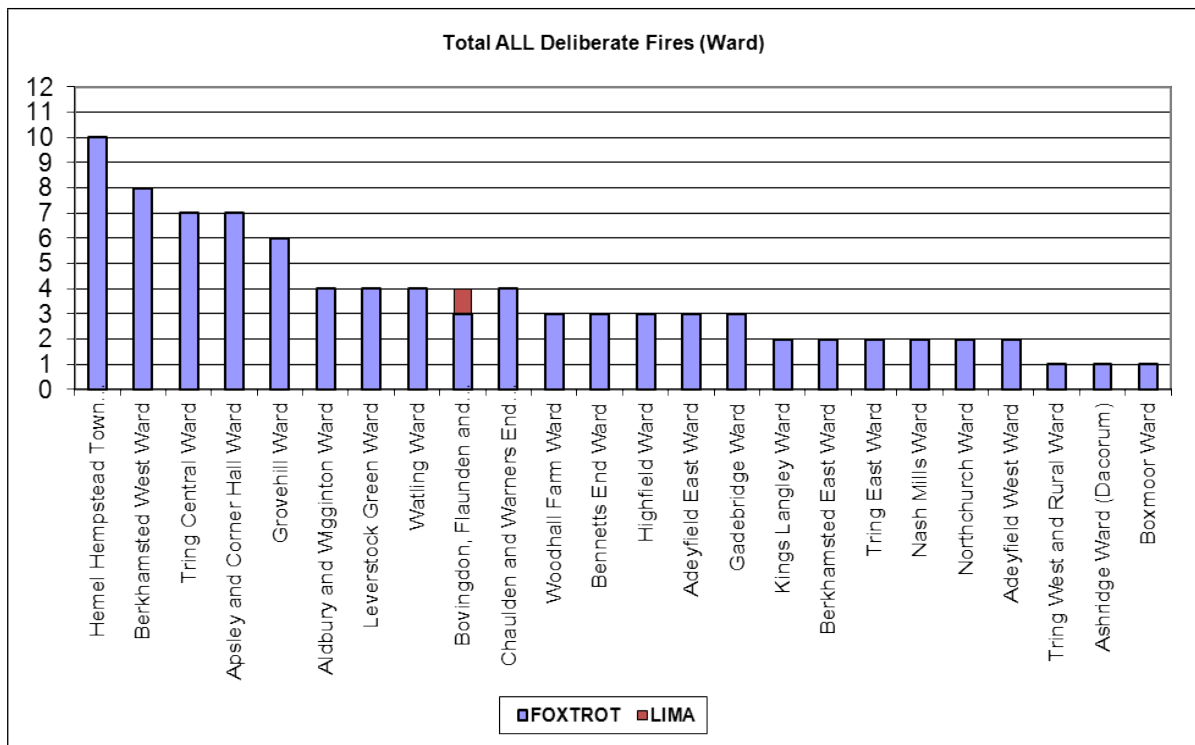
Tring Central Ward had the highest number of Deliberate Primary Fires excluding vehicles with 5. A number of Wards had 0.

Bennetts End, Watling and Woodhall Farm Wards had the highest number of Deliberate Vehicle Fires with 2. A number of Wards had 0.

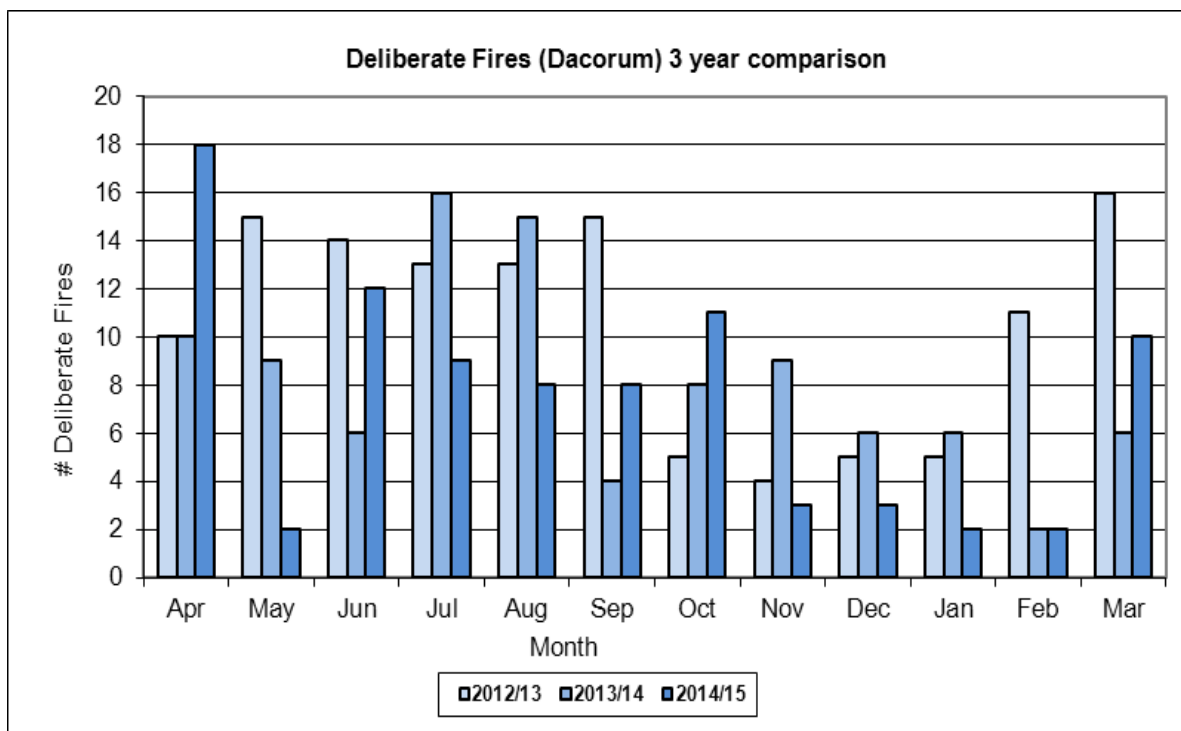
Hemel Hempstead Town Ward had the highest number of Deliberate Secondary Fires with 10. Berkhamsted Castle Ward had 0.

Overall this year Hemel Hempstead Town Ward had the highest number of Deliberate Fires with 10. Berkhamsted Castle Ward had 0.

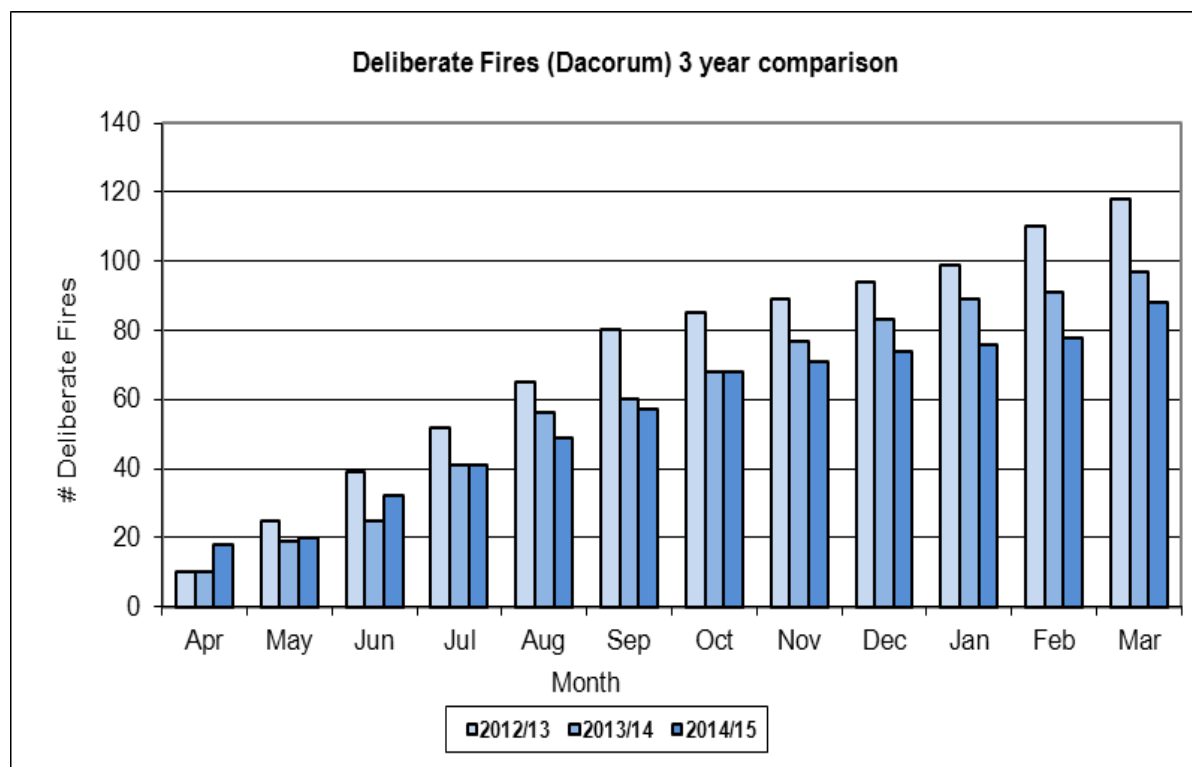
All Deliberate Fires in Dacorum by Ward (April 2014 – March 2015)



Deliberate Fires in Dacorum (Month on Month) (April 2014 – March 2015)



Deliberate Fires in Dacorum (Cumulative) April 2014 – March 2015)



Ward(s) with highest Deliberate Fires

Hemel Hempstead Town Ward

INCIDENT_NUMBER	Property Type	ADDRESS
017605-30102014	71 Other Outdoor Location	HIGH STREET,HEMEL HEMPSTEAD
017364-26102014	57 Refuse Bin / Rubbish Tip Wheelie Bin / Skip	A4146,LEIGHTON BUZZARD ROAD,HEMEL HEMPSTEAD,GADEBRIDGE
014771-13092014	51 Tree Scrub / Single Tree / Hedgerow	QUEENSWAY,HEMEL HEMPSTEAD
014750-12092014	57 Refuse Bin / Rubbish Tip Wheelie Bin / Skip	LEIGHTON BUZZARD ROAD,HEMEL HEMPSTEAD
014587-10092014	57 Refuse Bin / Rubbish Tip Wheelie Bin / Skip	WATERHOUSE STREET,HEMEL HEMPSTEAD
012694-08082014	51 Tree Scrub / Single Tree / Hedgerow	WOOD LANE,HEMEL HEMPSTEAD
008182-31052014	71 Other Outdoor Location	HILLFIELD ROAD,HEMEL HEMPSTEAD
005672-13042014	71 Other Outdoor Location	A4146,LEIGHTON BUZZARD ROAD,HEMEL HEMPSTEAD,GADEBRIDGE
004411-26032015	57 Refuse Bin / Rubbish Tip Wheelie Bin / Skip	A4146,LEIGHTON BUZZARD ROAD,HEMEL HEMPSTEAD,GADEBRIDGE
003749-14032015	51 Tree Scrub / Single Tree / Hedgerow	GADEBRIDGE LANE,HEMEL HEMPSTEAD

NI.49 Primary Fires in Dacorum (April 2014 – March 2015)

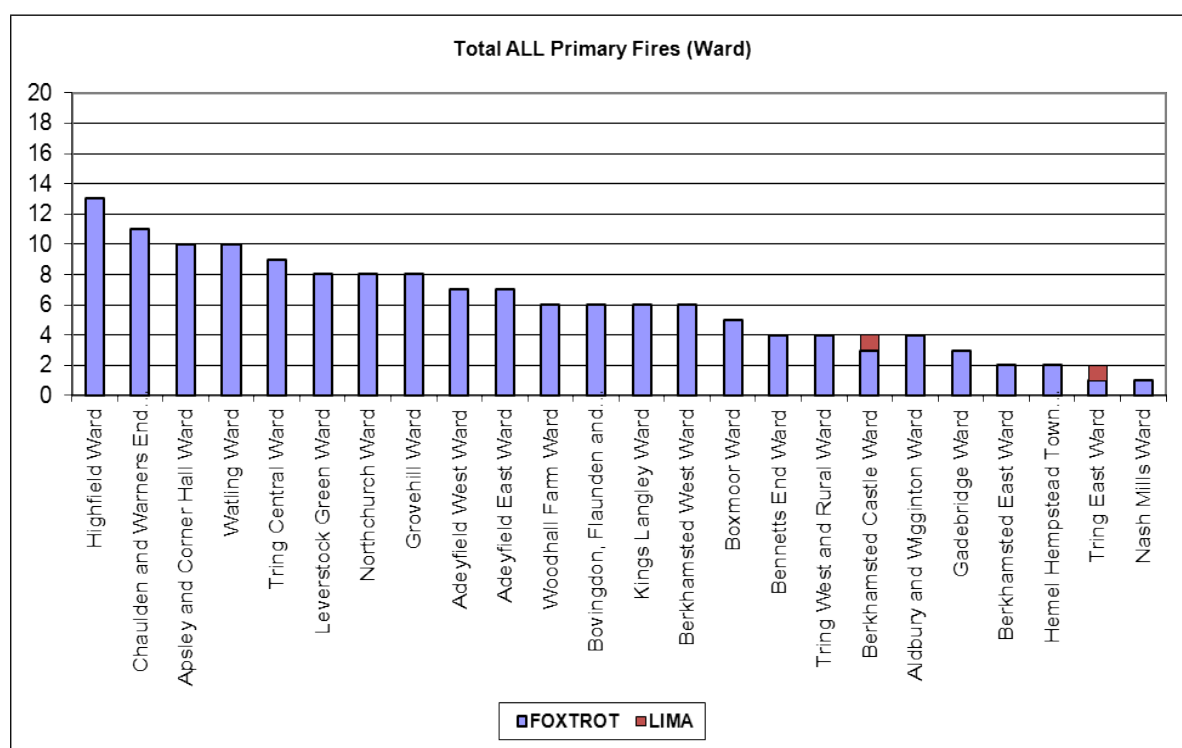
Primary fires across the County have fallen by 3% and across Dacorum this year have fallen by 15% compared with the same period last year.

Highfield Ward had the highest number of Primary Fires excluding vehicles this year with 12. Ashridge Ward had 0.

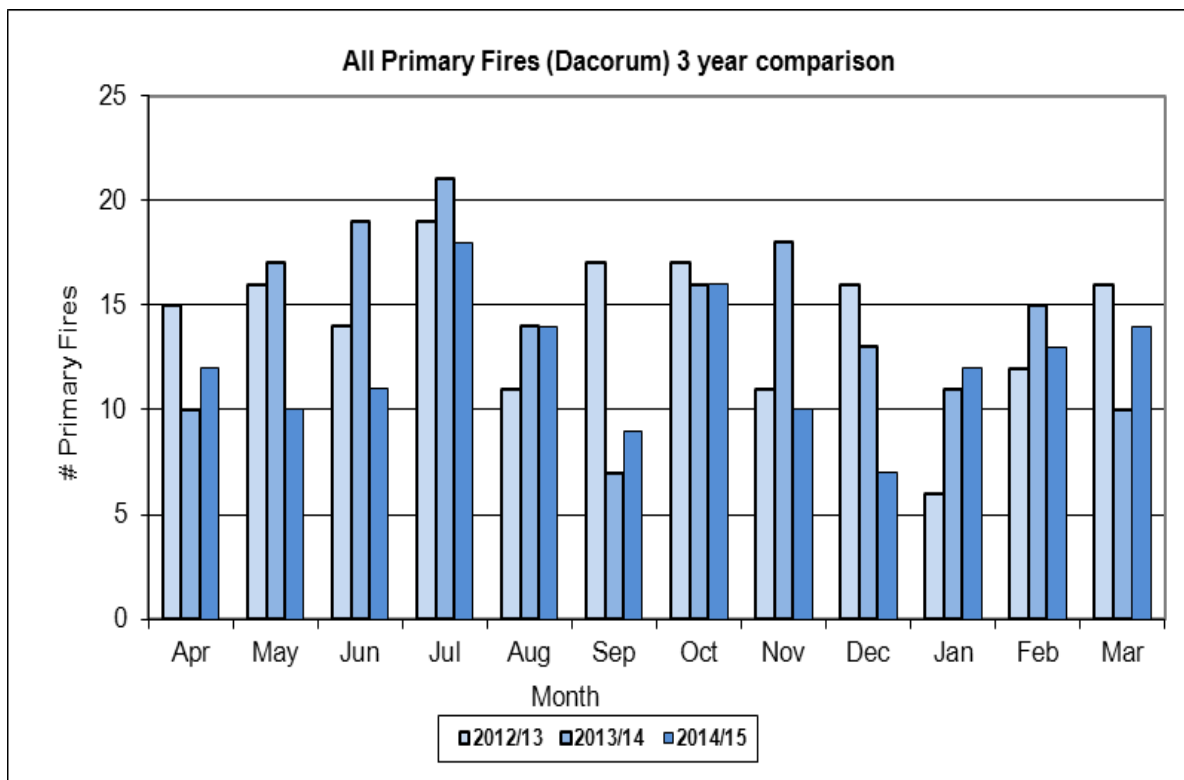
Watling Ward had the highest number of Vehicle Fires with 8. A number of Wards had 0

Overall Highfield Ward had the highest number of Primary Fires with 13. Ashridge Ward had 0.

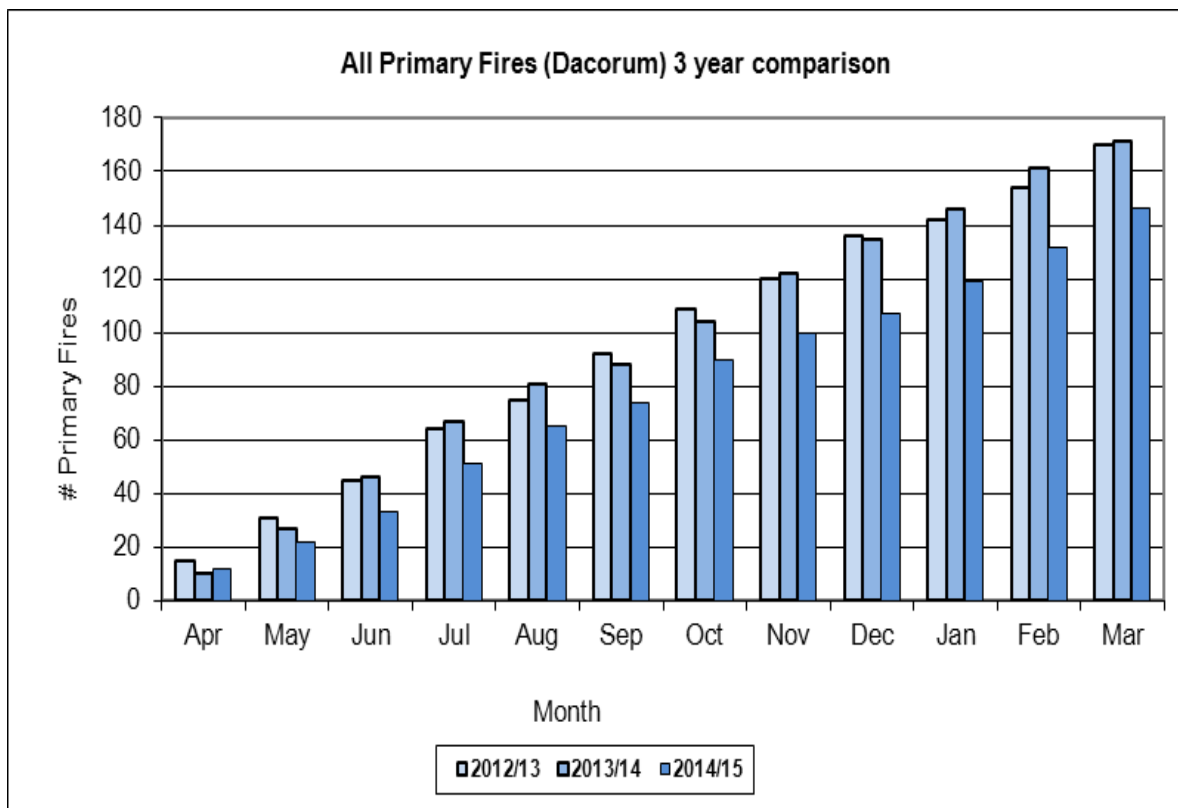
Primary Fires (incl. Vehicles) by Ward in Dacorum (April 2014 – March 2015)



Primary Fires in Dacorum (Month on Month) (April 2014 – March 2015)



Primary Fires in Dacorum (Cumulative) (April 2014 – March 2015)



Primary Fire Injuries

Primary Fire Injuries across the County have risen by 16% this year, and across Dacorum they have fallen from 6 to 3 compared with the same period last year.

Primary Fire Injuries this year in Dacorum

INCIDENT_NUMBER	Property Type	CASUALTIES	ADDRESS
017494-28102014	05 Self Contained Sheltered Housing	2	COMPASS POINT,NORTHCHURCH,BERKHAMSTED
003360-07032015	34 Private Garage Greenhouse / Shed	1	ICKNIELD GREEN,TRING

RTC by Ward in Dacorum (April 2014 – March 2015)

Hertfordshire Fire and Rescue have attended 492 Road Traffic Collisions during the period of April 2014 to March 2015. 55 of those incidents have been in the Dacorum District.

Watling and Bovington, Flaunden and Chipperfield Wards had the highest number of RTCs with 8. A number of Wards had 0

Watling Ward

INCIDENT_NUMBER	Property Type	ADDRESS
020644-22122014	43 Multiple Vehicles	JUNC 9 8 SOUTHBOUND,MW M1
019647-04122014	43 Multiple Vehicles	JUNC 10 9 SOUTHBOUND,MW M1
010055-02072014	43 Multiple Vehicles	A5,MARKYATE
006229-23042014	44 Road Vehicle	JUNC 9 10 NORTHBOUND,MW M1
004194-23032015	43 Multiple Vehicles	JUNC 9 10 NORTHBOUND,MW M1
001977-10022015	44 Road Vehicle	A5,MARKYATE
001804-06022015	44 Road Vehicle	A5,MARKYATE
001123-23012015	43 Multiple Vehicles	A5,FLAMSTEAD

Bovington, Flaunden and Chipperfield Ward

INCIDENT_NUMBER	Property Type	ADDRESS
019774-06122014	43 Multiple Vehicles	BOURNE END,A41
018772-18112014	43 Multiple Vehicles	TOWER HILL,CHIPPERFIELD,KINGS LANGLEY
016203-06102014	44 Road Vehicle	A41,HEMEL HEMPSTEAD
015068-18092014	43 Multiple Vehicles	A41,BOURNE END,HEMEL HEMPSTEAD
007993-28052014	44 Road Vehicle	A41,BOURNE END,HEMEL HEMPSTEAD
007019-09052014	44 Road Vehicle	NYE WAY,BOVINGDON,HEMEL HEMPSTEAD
005399-07042014	44 Road Vehicle	BOURNE END,A41
003510-10032015	43 Multiple Vehicles	GREEN LANE,BOVINGDON,HEMEL HEMPSTEAD

