



# **Hemel Hempstead Town Centre Public Realm Design Guide 2012**

<b>Contents</b>	<b>Page Number</b>
<b>Introduction</b>	<b>3</b>
<b>Town Centre Character Zones</b>	<b>4</b>
<b>Old Town</b>	<b>5</b>
<b>Gade and Original Marlowes Zones</b>	<b>8</b>
<b>Jellicoe Water Gardens</b>	<b>11</b>
<b>River Gade Walk and Cycle Way</b>	<b>11</b>
<b>Heath Park and Gadebridge Park</b>	<b>11</b>
<b>Marlowes Shopping Zone</b>	<b>15</b>
<b>Hospital Zone</b>	<b>18</b>
<b>Plough Zone</b>	<b>18</b>

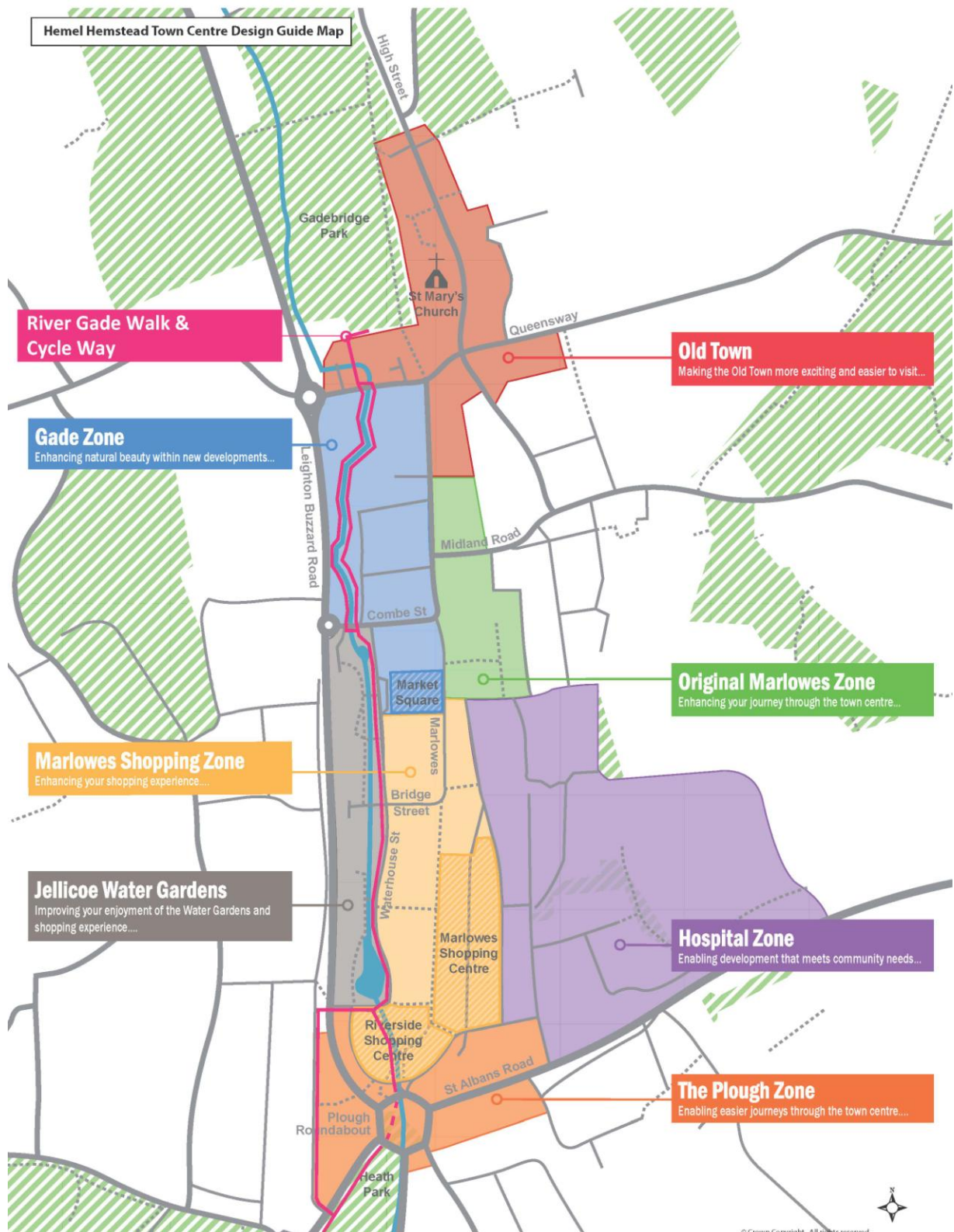
## **Introduction**

The information within this design guide is based on the design principles set out in Chapter 5 of the Hemel Hempstead Town Centre Masterplan 2012.

The guide is aimed at providing a steer for developers and land owners to guide and co-ordinate development and improvements in the public realm areas, within each Character Zone, the River Gade Walk and Cycle Way and the two parks to the north and south of the town centre. This will ensure a consistent approach is considered as part of any future development or improvement scheme to help achieve high quality standards.

Whilst a manufacturer has been specified in some circumstances, alternative or similar products may be acceptable subject to the Council's agreement with regard to design quality and suitability.

# Town Centre Character Zones



## Old Town Zone

### Surface Materials


The resurfacing of the Old Town High Street and the gateway to the High Street along Queensway is programmed for delivery between October 2012 and April 2013. Surface materials for the High Street will be as follows:

- Paving and tactile – York Stone – Marshalls Moselden slabs irregular pattern (tumbled)
- Kerbs and corners – Granite – Marshalls Oatmeal Flamed GRA914 including quadrants
- Channels – Granite – Marshalls Mid Grey GRA903
- Queensway gateways and events space - Granite setts - Marshalls Oatmeal Flamed GRA914, Light Red Flamed GRA909 and Mid Grey GRA903
- Crossover junctions and dray areas – Granite setts – Marshalls Oatmeal Flamed GRA914, Light Red Flamed GRA909 and Mid Grey GRA903
- Parking areas and loading bays should be Marshalls Moselden slabs irregular pattern (tumbled)
- Asphalt carriage way other than raised table, the events space and gateway areas.


Surfacing for the rest of the Old Town should be as follows:

- Key areas should reflect the High Street paving palette set out above.
- Other areas should reflect high quality concrete materials that match the colour, texture and size of materials used for the High Street.


#### Marshalls Moseldon York Stone



#### Marshalls Granite



## Marshalls high quality concrete




## Street Furniture and Landscaping

Street furniture and landscaping proposed for the Old Town should be as follows:

- Street benches should match Jellicoe Water Gardens but with black cast iron frames.
- Litter bins should be black cast iron and of “heritage” style. They should not have a top for cigarette butts.
- Bollards should be of traditional design but manufactured using polyurethane in order to aid durability. The “manchester” style is preferred.
- Fixed planters should be of the style and shade below, made from polished reconstituted marble with mature street trees. Planters with seating should be designed to co-ordinate with the street furniture shown below.
- Finger post signage should be black cast aluminium with white lettering and be of “imperial” style.
- Notice boards should complement the street furniture design.
- Street lighting has been fitted to buildings in a black heritage style; replacement lights should be in keeping with this. Up lighters should be considered to maximise the impact of important buildings and artwork.
- Street trees should be avoided along the High Street, however large planters with small trees can be accommodated in key areas. Street trees are appropriate along the northern end of the Marlowes and Queensway.

**Broxap - Stockport Column**



**Marshalls - Granite Planters**



**Marshalls - Heritage Litter Bin**



**Marshall's - Expression Seat**



**Black heritage style lighting** Marshall's - Manchester Bollard




## Gade Zone and Original Marlowes Zone

### Surface Materials

The surface materials proposed for the Gade and Original Marlowes Zones should be as follows:

- Concrete surfacing with a high quality finish and block design arrangement will be acceptable in these zones however kerbs should be granite.
- Surface treatments should provide a co-ordinated transition with the Old Town.
- Granite kerbing would be appropriate in the Original Marlowes Zone.
- Market Square should have a higher quality finish in a two tone grey scheme (a mid grey and a pale grey). The scheme should continue through to Water Gardens with all footpaths surfaced in matching granite.

#### Marshalls high quality concrete



#### Marshalls – Resin Bonded Gravel Tree Frame





## Two-tone grey granite for Bank Court, Bridge Street and Market Square



## Street Furniture and Landscaping

Street furniture and landscaping proposed for the Gade and Original Marlowes Zones should be as follows:

- Benches and litter bins should be timber wooden slats in mid grey or white painted metal edging. They should be rat proof and match the style below.
- Bollards to match street furniture design.
- Planters in wood with mid grey armrests (if seating included) and light grey concrete is also appropriate (similar to one in the food court).
- Finger post signage same as Riverside with colour co-ordinated fingers for different zones
- Notice boards should complement the street furniture design.
- Lighting should be in the same design as other street furniture and take account of original design features. However, it will be necessary to consult the Environment Agency on preferred the preferred design to ensure it is appropriate along the River Gade.
- Interpretation panels should be installed in appropriate locations along the River Gade Walk and Cycle Way. All panels throughout the town centre and adjacent parks should be in the same design.
- New street trees may be appropriate together with additional landscaping
- Street trees should be planted along the Marlowes in tree pits. Tree frames for resin-bound paving are preferred (subject to installation and maintenance considerations).

### Street Design - Broadway FSC planters



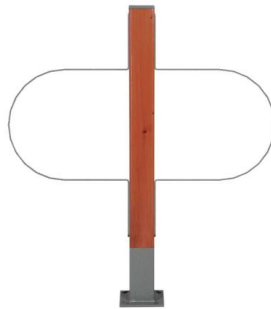
**Furnitubes Portman Litter Bin**



**Orchard Street Litter Bin**



**Woodhouse – Aubrilim Moshi Furniture Range**



**Riverside Shopping Centre Signpost**



## Jellicoe Water Gardens

## Heath Park and Gadebridge Park

## River Gade Walk and Cycle Way

### Surface Materials

The surface materials proposed for the Water Gardens should be as follows:

- Concrete paving similar to image below for Waterhouse Street and the Formal Gardens
- Resin-bound gravel for Lovers Walk and Formal Gardens Paths
- Porous self-binding gravel around trees


The surface materials proposed for the River Gade Walk and Cycle Way should be as follows:

- The path should have resin-bound gravel surfacing adjacent to the river.
- The walk and cycle way running through Waterhouse Street and potentially Riverside Shopping Centre should be clearly linked with appropriate surface materials to maximise navigation along the route.

The surface materials for Waterhouse Street:

- Bank Court, Bridge Street and Market Square should have a higher quality finish in a two tone grey scheme (a mid grey and a pale grey). The scheme should continue through to Water Gardens at all three areas with all footpaths surfaced in matching granite.
- There is an aspiration for the rest of Waterhouse Street to be in a contrasting lighter tone material this could through changing standard asphalt with lighter toned chippings.

**High quality concrete paving**



**Porous self-binding gravel**



**Resin-bonded gravel**



## Two-tone grey granite for Bank Court, Bridge Street and Market Square



### Street Furniture and Landscaping

Any street furniture in Jellicoe Water Gardens should take account of the following:

- Special consideration should be given to original street furniture design in the Water Gardens. Street furniture should be matching with wooden slats in mid grey or white painted metal styling. Co-ordinated concrete street furniture may also be suitable.
- The original bench pictured below should be replicated with wooden slats in mid grey or white painted cast iron finish to match chosen street furniture. If this is not possible a new matching design will be acceptable see other images.

Street furniture in Jellicoe Water Gardens and the River Gade Walk and Cycle Way should be as follows:

- One street furniture design range should be chosen that can both of these areas.
- Benches and litter bins should be timber wooden slats in mid grey or white painted metal edging. They should be rat proof and match the style below.
- Bollards to match street furniture design.
- Planters in wood with mid grey armrests (if seating included).
- Finger post signage in wood with mid grey styling (if possible).
- Lighting should be in the same design as other street furniture and take account of original design features. However, it will be necessary to consult the Environment Agency on preferred the preferred design to ensure it is appropriate along the River Gade.
- Interpretation panels should be installed in appropriate locations along the River Gade Walk and Cycle Way. All panels throughout the town centre and adjacent parks should be in the same design.
- New street trees may be appropriate together with additional landscaping

**Original Water Gardens Bench and Lighting: Copyright of British Pathe**



**Marshalls - Expression Seat**



**Public Spaces - Kioto B&R Seat**



**Public Spaces - Kimba Seat**



**Concept Urbain - Ocean Seat**



**Public Spaces - Sueste Seat**





**Furnitubes Ltd - Portman Litter Bin**



**Orchard Street - Litter Bin**



**Woodhouse Aubrilim Moshi Street Furniture Range**



**Fitzpatrick Woolmer – Rustic Fingerpost**



**Fitzpatrick Woolmer - Interpretation Panel**



## Marlowes Shopping Zone

### Surface Materials

- Concrete surfacing with a high quality finish and block design arrangement will be acceptable in these zones however kerbs should be granite. Surface treatments should transition appropriately with the Old Town Zone.
- Pick out key areas such as Bank Court, and Bridge Street in Marshalls Granite GRA903, GRA906 and GRA921.
- Other areas to have contrasting high quality concrete as part of a co-ordinated palette of surface materials.

### Two-tone grey granite for Bank Court, Bridge Street and Market Square



### Street Furniture and Landscaping

- The public realm from Bank Court and Bridge Street leading through to the Water Gardens should be of a high quality and respect the New Town architecture and character. Street furniture and landscaping should be as follows:
- Benches, litter bins and cycle racks should be in keeping with the Riverside Shopping Centre public realm.
- Lighting should be as image suggests in stainless steel with a lantern style head and a spherical column. This is to ensure that there is some consistency with design influences in other zones.
- Bollards in stainless steel.
- Planters in pale grey concrete with wooden slatted seating and built in bins from stainless steel.
- Finger post signage same as Riverside with colour co-ordinated fingers for different zones
- Trees and landscaping should be appropriate for a town centre environment and not interfere with CCTV cameras.

- A new jet fountain feature will replace the fountain outside back court.
- New up lighting will be appropriate in key areas.

**Riverside Shopping Centre Street Furniture**



**Furnitubes Ltd - Bollard**



**Greenbarnes Ltd - Aluminium notice board**





**Urbis Nemo - lighting column heads**



Plough Zone

Hospital Zone

## Surface Materials

The surface materials proposed for the Plough Zone and the Hospital Zone should be as follows:

- Key access and movement routes that link between the railway station and the River Gade Walk and Cycle Way should be in resin-bound gravel.
- Resin-bound gravel is also appropriate through key routes in the Hospital Zone between Paradise Fields and the main shopping area.
- Other areas to have contrasting high quality concrete as part of a co-ordinated palette of surface materials.

Resin-bonded gravel



Marshalls – high quality concrete



## Street Furniture and Landscaping

- Benches, cycle racks, bollards, finger post signage, planters, bins and lighting should be in keeping with those chosen for the Marlowes Shopping Zone.
- Street trees should be provided to soften the appearance of King Harry Street and Wolsey Road

### Riverside Shopping Centre Street Furniture



Furnitubes Ltd - Bollard



Greenbarnes Ltd - Aluminium notice board



**Urbis Nemo - Lighting column heads**



