

# DST 2011 / 12



## Background

• Established April 2004, LHGC Dec 2007, XC July 2011.

• Partnership / 21 year lease. 13 years left

• BSC, HHSC, LSC, TSC, DAT, KLS, LHGC, SDU, XC

• DST Charitable Objects

To provide or assist in the provision of facilities and services (primarily for the benefit of the community and visitors to the administrative area of **Dacorum** and any surrounding areas) for **recreational, sporting or other leisure** time occupation in the interests of **social welfare**.

To promote and preserve **good health and well being** through community participation in healthy recreation.

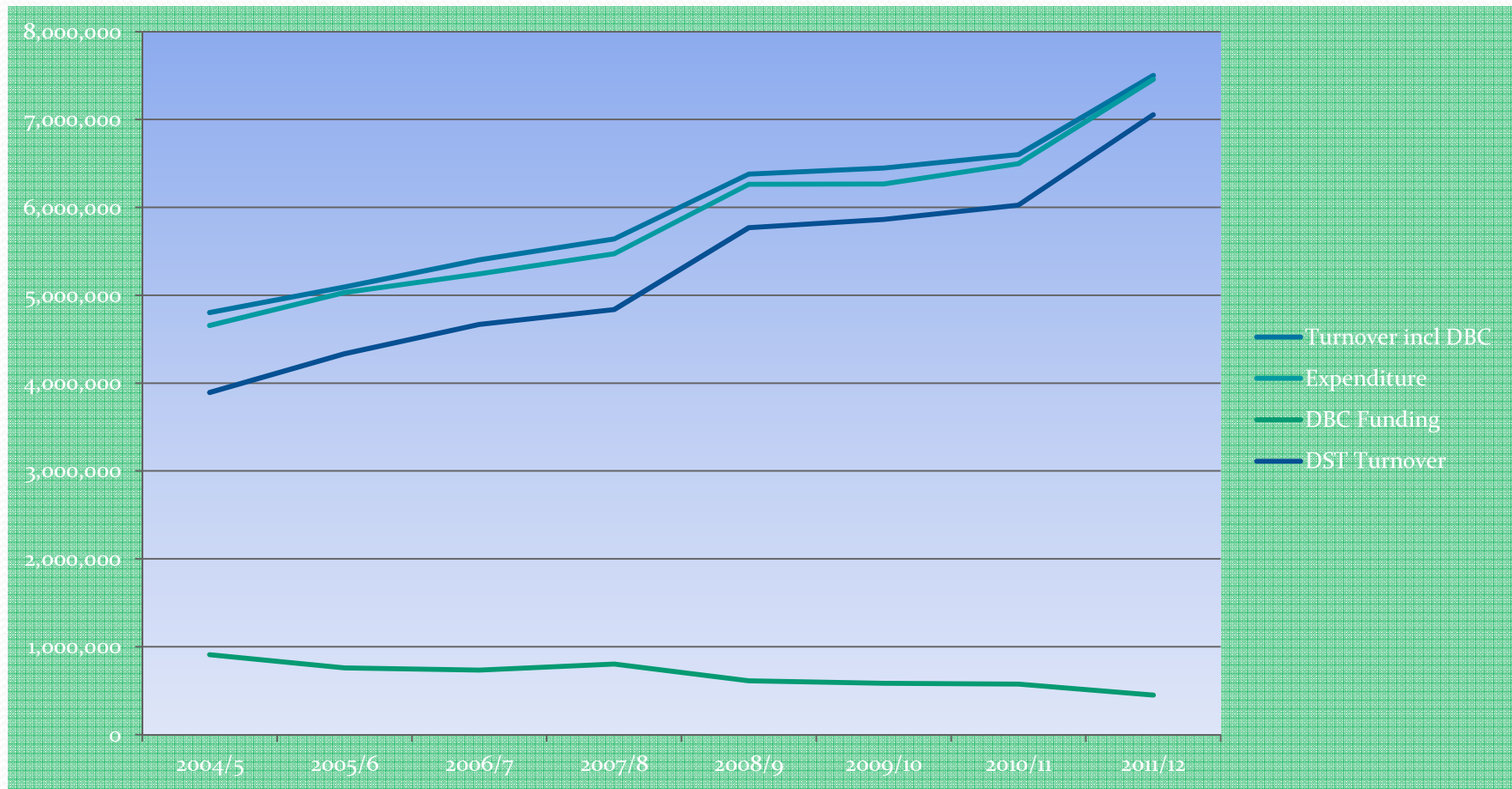
Such other charitable purposes **beneficial to the community** consistent with the objects above as the trustees shall in their absolute discretion determine.



# Turnover / Exp / Grant

	2004/5	%	2007/8	%	2008/9	%	2009/10	%	2010/11	%	2011/12	%
<b>Turnover from Activities</b>	3,891,689	81	4,837,243	86	5,767,654	90	5,896,799	91	6,024,221	91.3	7,053,380	94.0
DBC Grant	909,670	19	802,271	14	611,000	10	579,000	9	575,000	8.7	449,027	6.0
<b>Total Turnover</b>	4,801,359	100	5,639,514	100	6,378,654	100	6,475,799	100	6,599,221	100.0	7,502,407	100.0
<b>Expenditure</b>	4,653,871		5,472,647		6,264,067		6,442,257		6,498,620		7,457,158	
<b>Net Profit/Loss</b>	147,488		166,867		114,587		33,542		100,601		45,249	

# Turnover / Exp / Grant





## % Increase in Income/Expenditure

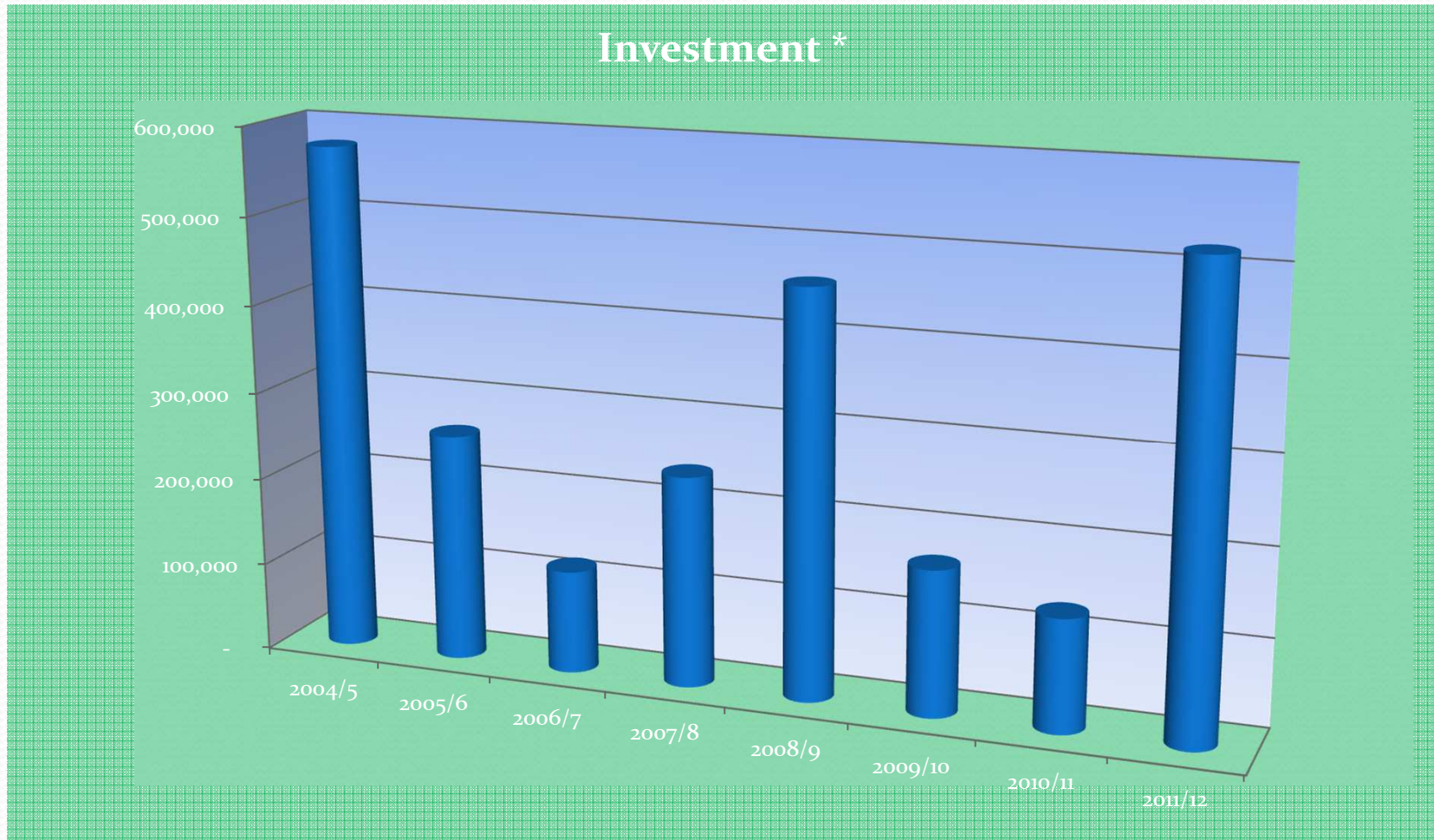
	2004/5	2007/8	2008/9	2009/10	2010/11	2011/12
<b>% Increase p.a</b>						
Inflation - CPI index	2	2.5	3.1	3.7	4.6	4.1
Turnover from Activities		3.6	19.2	2.2	2.2	17.1
DBC Grant %		9.3	-23.8	-5.2	- 0.7	- 21.9
Expenditure		4.4	14.5	2.8	0.9	14.7
<b>% Cumulative Increase</b>						
Inflation - CPI index	2.0	9.5	12.7	16.5	21.3	25.5
Turnover from Activities		24.3	48.2	51.5	54.8	81.2
DBC Grant %		- 11.8	- 32.8	- 36.4	- 36.8	- 50.6
Expenditure		17.6	34.6	38.4	39.6	60.2

# Investment

	2004/5	2007/8	2008/9	2009/10	2010/11	2011/12
Investment *	575,493	238,804	458,602	165,223	128,067	502,976
Cumulative Investment		1,190,282	1,648,884	1,814,107	1,942,174	2,445,150
* Including DBC Assets tsfd	386,094					
including XC 2012						288,429
Average pa						305,644



# Investment



# Net surplus / deficit per facility

## before overheads

### Net surplus/deficit per facility before Overheads

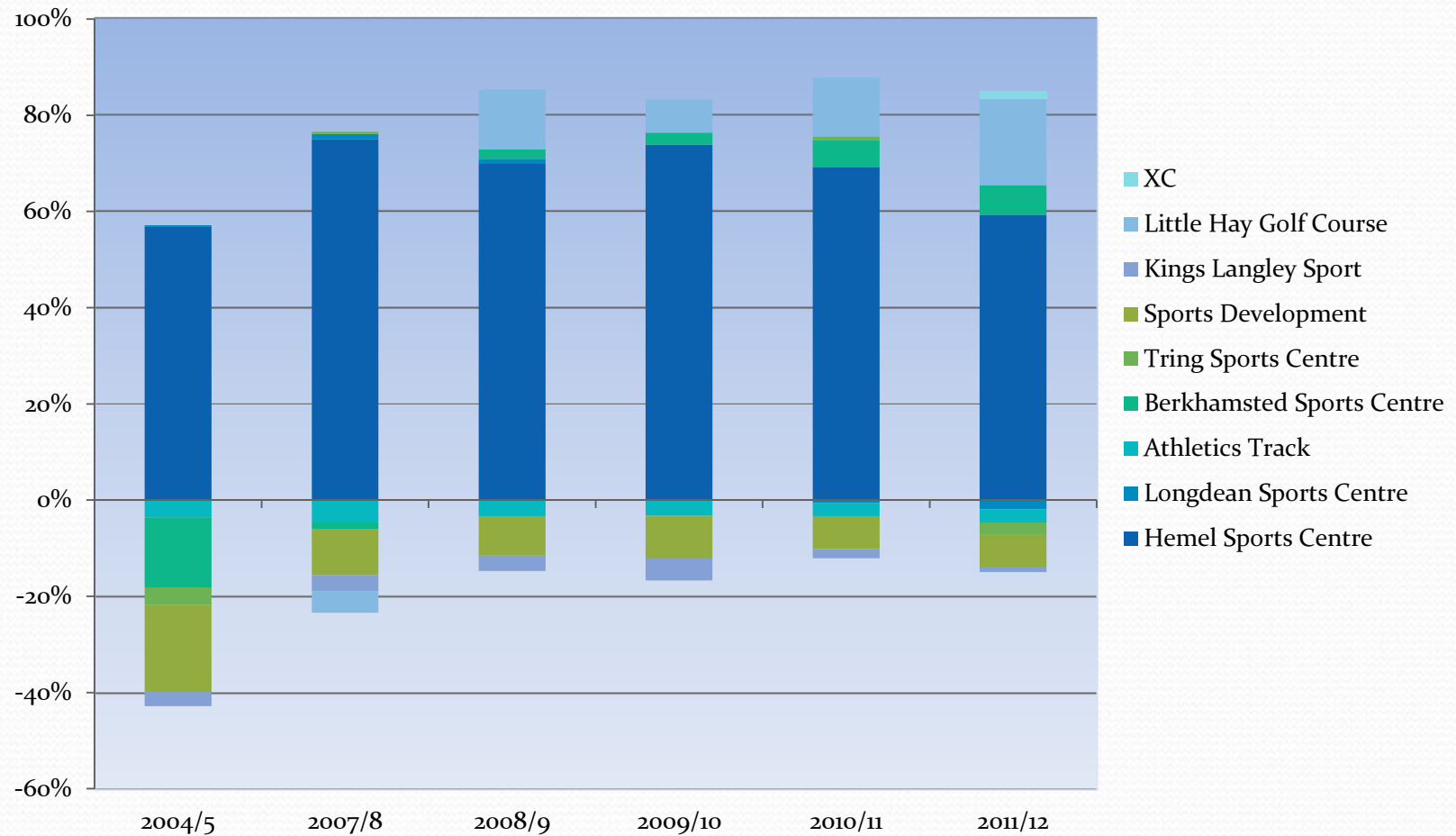
	2004/5	2007/8	2008/9	2009/10	2010/11	2011/12
Hemel Sports Centre	444,945	814,353	951,057	1,021,602	980,628	962,797
Longdean Sports Centre	1,826	11,815	12,232	-2,203	-8,046	-30,922
Athletics Track	-27,873	-50,836	-45,209	-41,974	-39,526	-45,002
Berkhamsted Sports Centre	-114,121	-15,140	27,235	34,940	79,094	99,709
Tring Sports Centre	-28,142	5,288	-2,493	-4,007	10,794	-39,560
Sports Development	-141,691	-103,780	-109,227	-119,644	-96,588	-108,513
Kings Langley Sport	-23,208	-35,631	-42,717	-62,895	-26,948	-18,352
Little Hay Golf Course	0	-48,991	167,996	95,440	174,081	292,717
XC						25,259



# Net surplus / deficit per

## facility before overheads

Percentage Profit /Loss per site

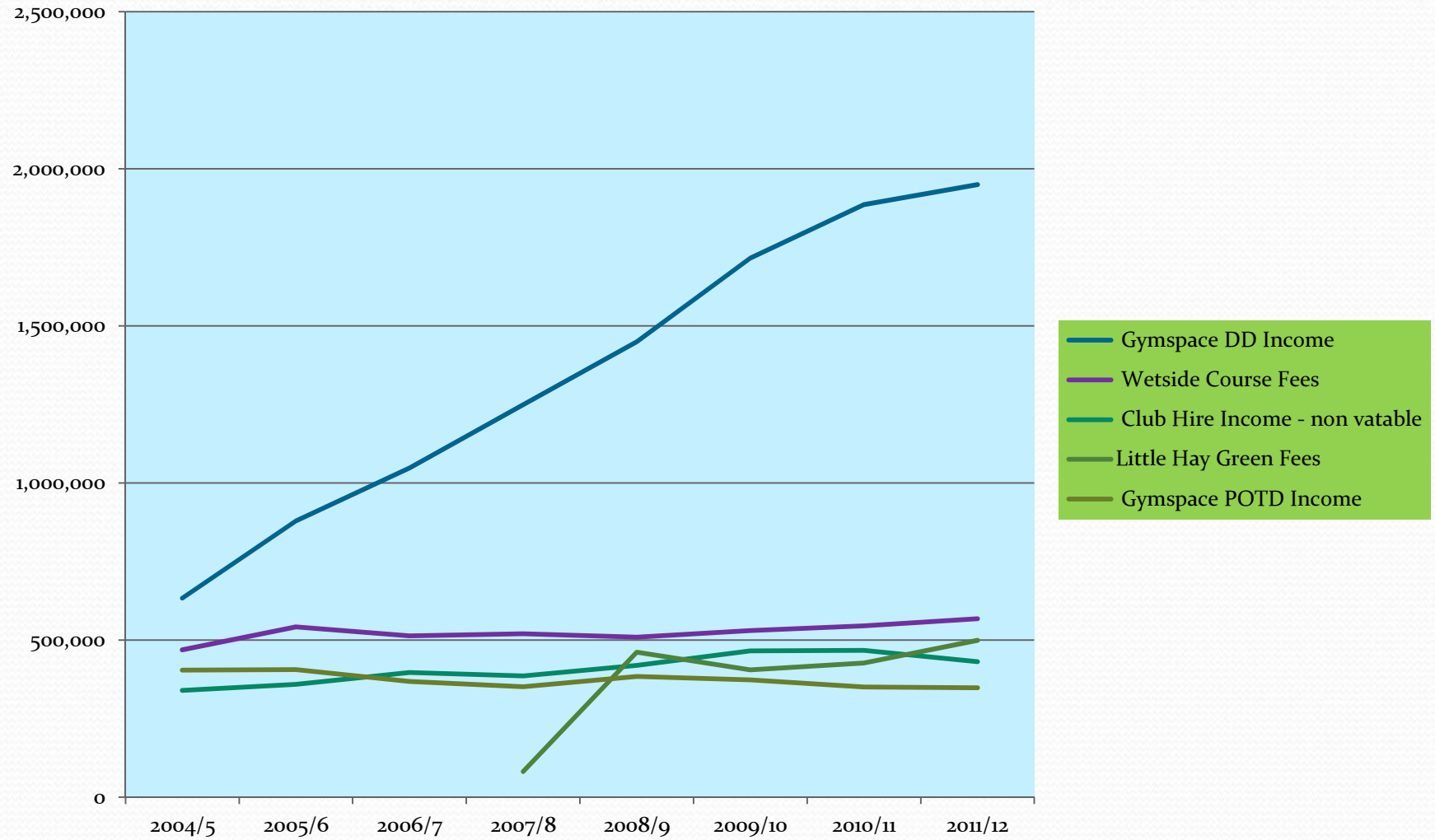


# Top 5 Income Streams

Top 5 Income Streams	2004/5	2007/8	2008/9	2009/10	2010/11	2011/12
Gymspace DD Income	633,057	1,249,136	1,449,121	1,714,886	1,885,284	1,949,156
Wetside Course Fees	468,422	519,326	508,982	530,046	545,186	567,852
Club Hire Income - non vatable	339,515	385,905	418,921	465,582	467,273	430,626
Little Hay Green Fees		80,985	460,929	405,115	426,457	498,363
Gymspace POTD Income	403,652	351,095	383,949	373,298	350,667	348,048



# Top 5 Income Streams

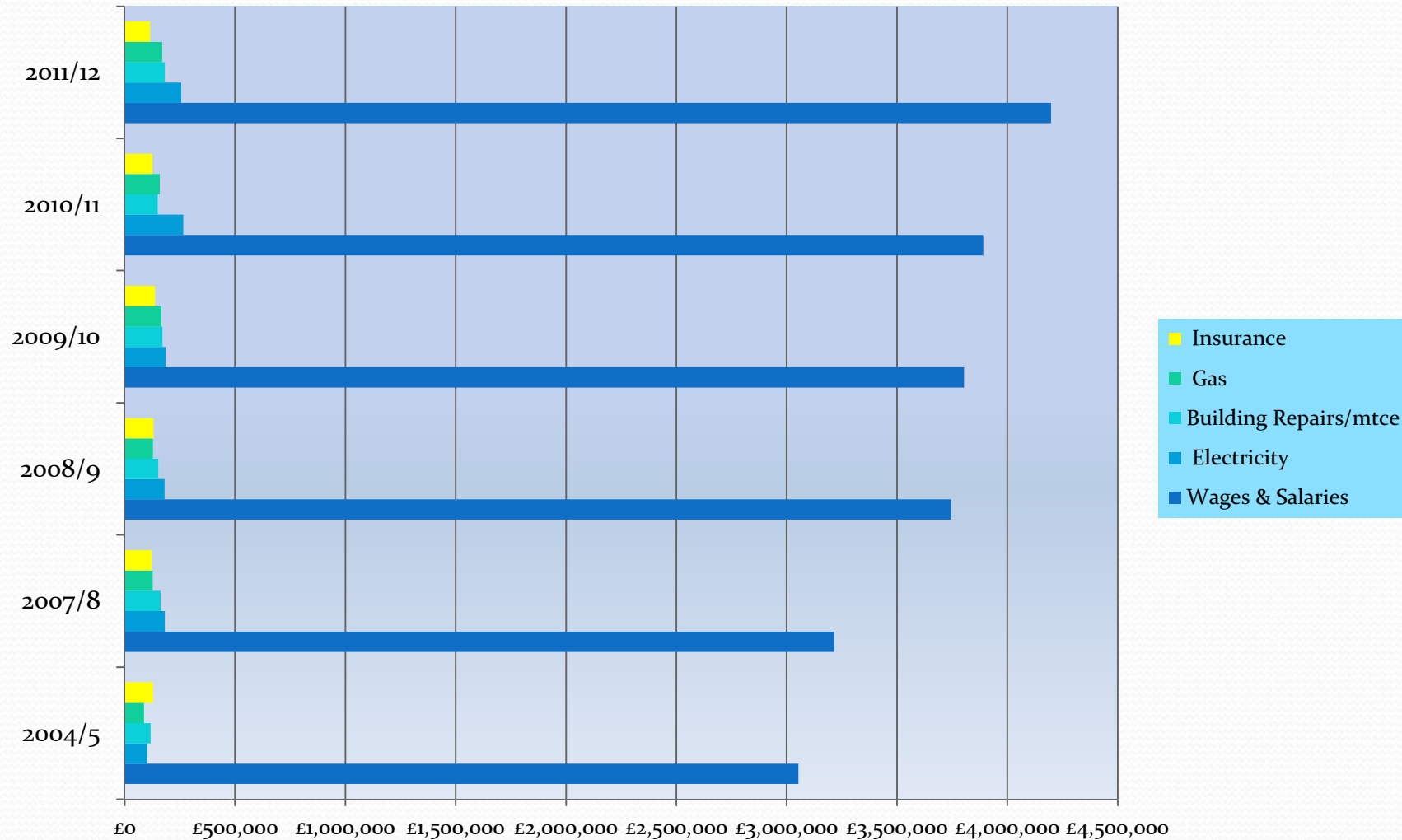


# Top 5 Expenditure

Top 5 Expenditures	2004/5	2007/8	2008/9	2009/10	2010/11	2011/12
<b>Wages &amp; Salaries</b>	3,053,453	3,215,885	3,745,349	3,803,729	3,891,115	4,198,161
<b>Electricity</b>	101,962	181,836	180,169	184,742	264,876	255,187
<b>Building Repairs/mtce</b>	116,948	163,143	151,582	171,223	149,215	181,956
<b>Gas</b>	87,412	126,310	127,418	166,503	158,914	169,606
<b>Insurance</b>	127,445	121,982	130,391	137,726	125,077	114,568
<b>% Wages &amp; Sals to Income</b>	78.5	66.5	64.9	64.5	64.6	59.5



# Top 5 Expenditure



# XC

- Longest indoor organic Caving system in the World
- Only indoor concrete and wooden Skatepark in UK
- One of the largest indoor climbing facilities in south of england
- High Ropes
- Youth Connexions
  - Recording studio
  - Drum room / Media suite
  - One stop shop
  - Sexual Health Clinic



# XC

- Customers from local area  
Cornwall, Glasgow, Colchester, Portsmouth, Manchester, Denmark, France, Belgium, USA.
- Schools, Scouts, sports clubs, birthday parties, fire service.
- Hosted UK Skate Champs, Climbing Comps, Destination Dacorum event.
- Open 10am – 10pm, 7 days a week
- Total for first 12 months 139,157.
- Staffing 10 f/t, 53 p/t.
- Established a Youth Shadow Board

# XC

- Youth Connexions
- 5 days a week 9.30am – 6.30pm. Sat 4pm – 9pm.
- Partnerships with Walwyn Trust, Hearts Desire, Herts Young Homeless, Leaving Care, West Herts College, Jobcentre Plus, Street Star.
- Attendees
  - One stop shop 1300
  - Media suite and recording studio 150
  - Sexual health 1:1 100
  - Various Workshops 100





sportspace  
DACORUM SPORTS CLUB

# Challenges Ahead

- Economic Climate
- DBC Grant reduction
- Car Parking
- Capital Investment
- Tring SC
- ICT
- Pensions

# Exciting Future

- LHGC – Development
- HHSC Upper hall
- HHSC Changing Rooms
- Health Commissioning
- Better Partnerships with DBC
- XC
- Berkhamsted SC
- Tring SC